




BREVINI®

Motion Systems

Hoisting and Recovery Winches



Dana provides a wide range of Brevini® hoisting and recovery winches. The Brevini® integrated motor makes the winch very compact.

Performance and safety are ensured by a wide range of electronic controls. The flexible range architecture - several models available, accessories, additional features - allows to create the perfect configuration to satisfy different Customer needs.

Presentazione

Gli argani Dana illustrati in questo catalogo sono conformi alla direttiva macchine codificata come 2006/42/CE.

In questa situazione legislativa, abbiamo preparato questo Catalogo della gamma prodotti Argani Brevini®: un partner affidabile nella risoluzione dei problemi tecnici e applicativi, nel pieno rispetto delle Norme europee ed extraeuropee che regolano il funzionamento degli Argani.

La gamma prodotti argani Brevini® utilizza sistemi epicicloidali (riduttori di velocità e moltiplicatori di coppia), con freni lamellari negativi a comando d'apertura idraulico, assieme a varie tipologie di motorizzazioni a fluido idraulico, sia di tipo lento a sistema orbitale che veloce con pistoni assiali. Queste motorizzazioni, asservite a sistemi di valvole per il controllo delle velocità e delle pressioni, trasformano gli Argani Dana in vere e proprie macchine: prodotti che garantiscono elasticità d'esercizio, grande affidabilità e sicurezza, sia nelle versioni standard che speciali.

Semplicità d'installazione e d'utilizzo, economicità e ingombri contenuti sono i requisiti della gamma di Argani che Dana (con il marchio Brevini®) propone al mercato, suddivisi in due famiglie; Argani per il sollevamento dei carichi e Argani per il recupero o traino dei carichi

Overview

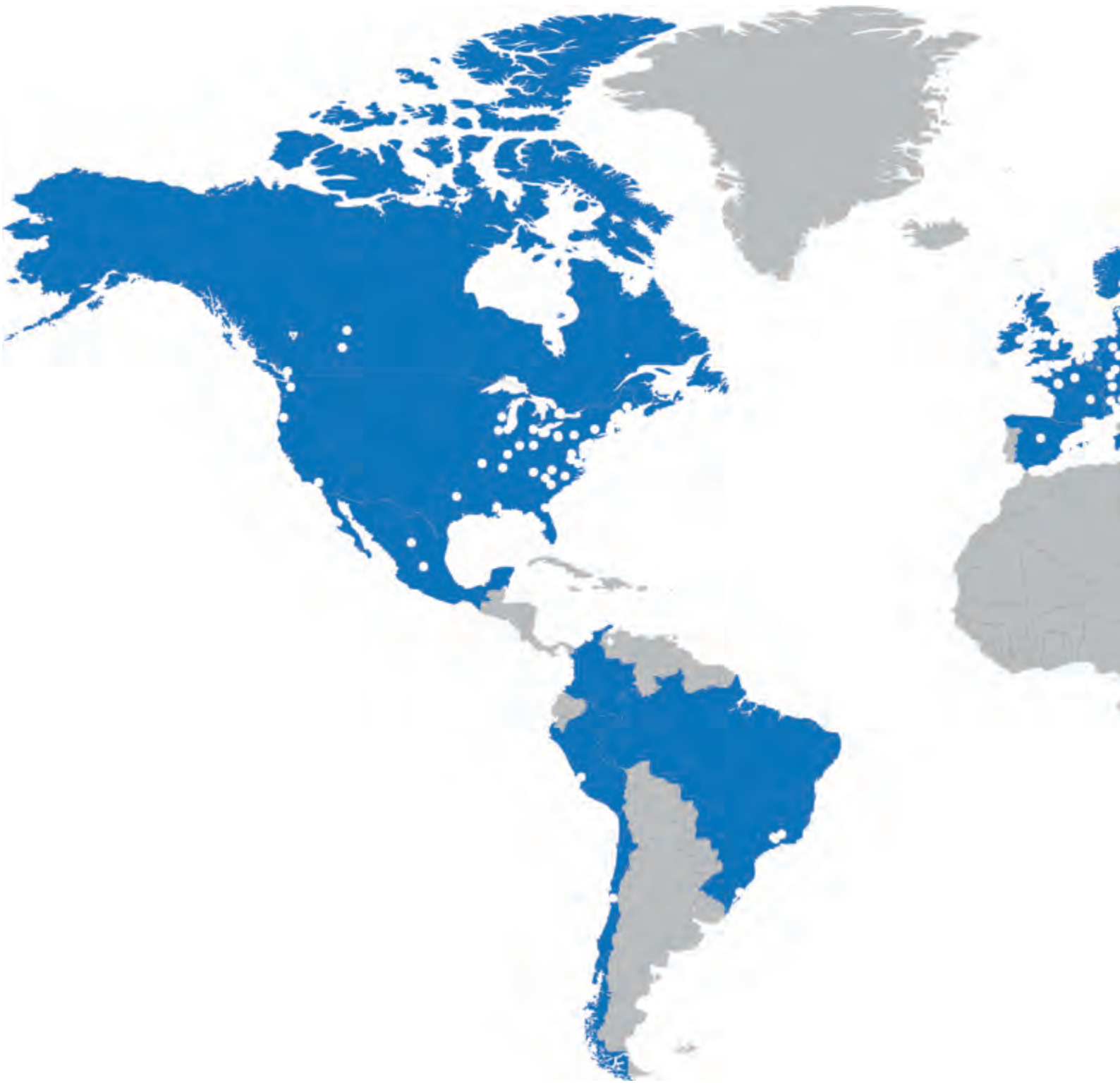
Dana winches shown on this catalogue are designed according to Machinery Directive, codified as 2006/42/EC

In this legislative situation, we have prepared this Catalogue of the range of products Winches: a reliable partner in resolving technical and application problems, in full compliance with the European and non-European standards governing the operation of Winches.

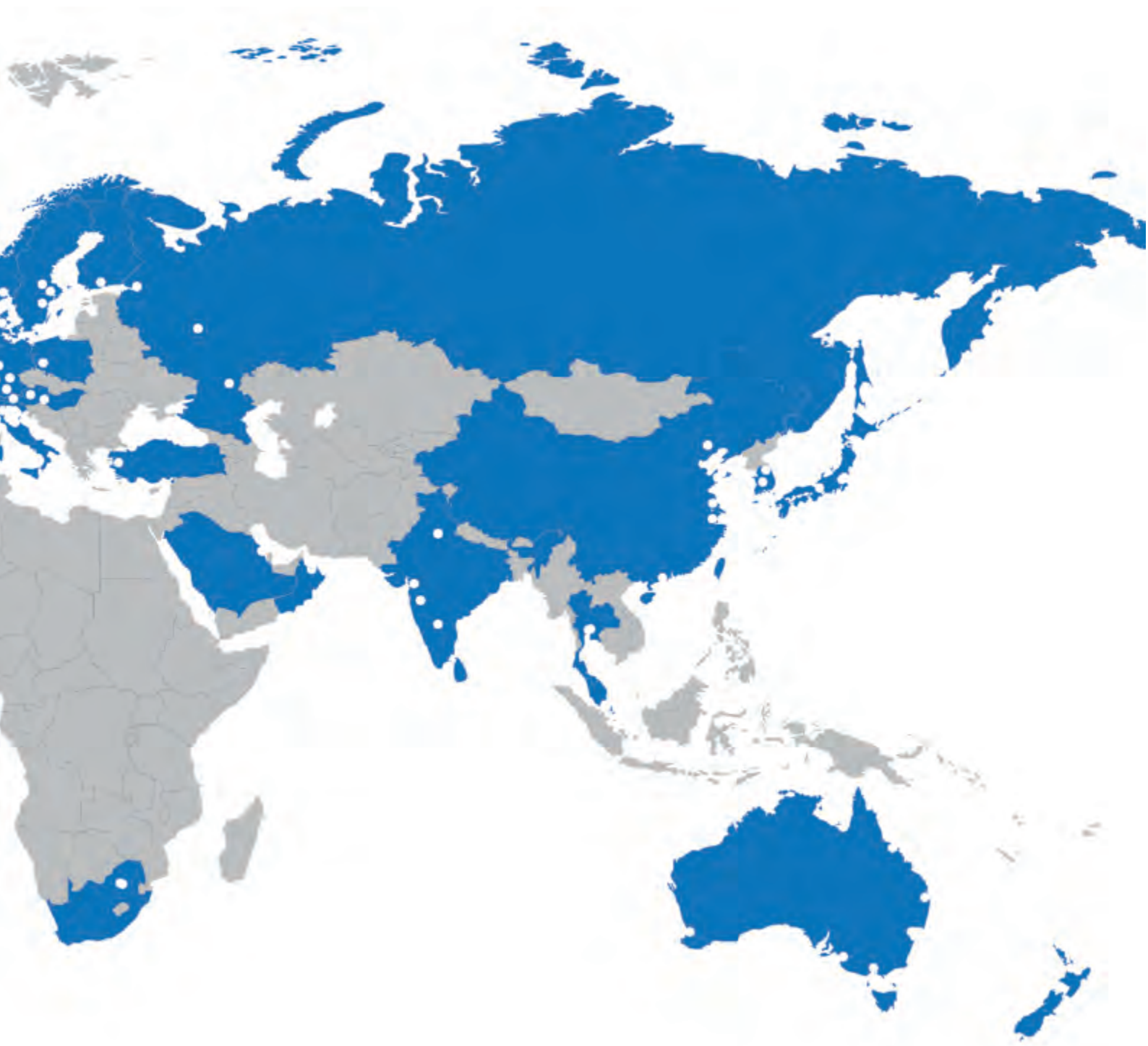
The Brevini® Winches product range uses planetary gear systems (speed reducers and torque multipliers), with hydraulically powered negative lamellar brakes, together with various types of hydraulic fluid drives, both the slow orbital system type and the fast axial piston type. These drives, interlocked with valve systems to control speed and pressure, transform the Winches made by Dana into real machines: products that ensure flexible operation, great reliability and safety, for both the standard and special versions.

Easy to install and use, great value and compact size are the requirements of the range of Winches that Dana (with the Brevini® brand) offers the market, subdivided into two families: Winches for hoisting loads and Winches for recovering or towing loads

Dana Off-Highway



Global Presence





BREVINI[®]

Motion Systems

TABELLE F.E.M. <i>F.E.M. TABLES</i>	6
DESCRIZIONE ARGANI <i>DESCRIPTION OF WINCHES</i>	8
PRESENTAZIONE ARGANI DA SOLLEVAMENTO SERIE BWF <i>OVERVIEW HOISTING WINCHES SERIES BWF</i>	10
PRESENTAZIONE ARGANI DA SOLLEVAMENTO SERIE DW <i>OVERVIEW HOISTING WINCHES SERIES DW</i>	35
PRESENTAZIONE ARGANI DA SOLLEVAMENTO SERIE EGO <i>OVERVIEW HOISTING WINCHES SERIES EGO</i>	39
PRESENTAZIONE ARGANI DA TRAINO SERIE BWT <i>OVERVIEW RECOVERY WINCHES SERIES BWT</i>	70
ACCESSORI <i>ACCESSORIES</i>	77
TABELLA OLI LUBRIFICANTI <i>TABLE OF LUBRICANT OILS</i>	79
SCHEMA IDRAULICO <i>HYDRAULIC CONTROL SYSTEM</i>	82
ESEMPIO SENSO DI ROTAZIONE <i>EXAMPLE SENSE OF ROTATION</i>	84
VERNICIATURA / TORRE DI PROVA /AVVOLGIMENTO FUNE <i>PAINTING / TESTING / ROPE MACHINES</i>	85
CONSIGLI PER L'INSTALLAZIONE <i>INSTALLATION ADVICE</i>	86
CERTIFICAZIONI <i>CERTIFICATIONS</i>	87
MODULO DI SELEZIONE DEGLI ARGANI <i>WINCH SELECTION TECHNICAL SHEET</i>	88

TABELLE F.E.M.

F.E.M. TABLES

Tabella N° 1

Guida alla classificazione per gruppi di meccanismi		Norme FEM sezione I 3° edizione, Tabella T.2.1.3.5	
Tipo di gru	Modo d'uso	Tipo di meccanismo	
		Sollevamento	Brandeggio
Gru di sollevamento		M2 - M3	M1 - M2
Ponte di carico	Gancio	M5 - M6	-
	Benna o elettromagnete	M7 - M8	-
Gru per officina		M6	-
Gru a carroponte, gru da fonderia, gru per sfridi	Benna o elettromagnete	M8	-
Gru a ponte da trasbordo, gru a ponte per container	a) Gancio o spreader	M6 - M7	M3 - M4
Altre gru a ponte (con gru a benna e/o girevoli a braccio)	b) Gancio	M4 - M5	-
Gru a ponte da trasbordo, gru a ponte (con gru a benna e/o girevoli a braccio)	Benna o elettromagnete	M8	M3 - M4
Gru per bacino di carenaggio, gru a braccio per cantiere navale gru a braccio da disarmo	Gancio	M5 - M6	M4 - M5
Gru da banchina (girevoli, a cavalletto, ecc.), gru galleggianti e picchi di carico	Gancio	M6 - M7	M5 - M6
	Benna o elettromagnete	M7 - M8	M6 - M7
Gru galleggianti e picchi di carico per carichi extra pesanti (generalmente superiori a 100 t)	Gancio	M3 - M4	M3 - M4
Gru di bordo	Gancio	M4	M3 - M4
	Benna o elettromagnete	M5 - M6	
Gru a torre per edilizia		M4	M4
Picchi di carico		M2 - M3	M1 - M2
Gru ferroviarie (gru su vagoni ferroviari)		M3 - M4	M2 - M3
Gru semoventi	Gancio	M3 - M4	M2 - M3

Table N° 1

Crane type classification guide		According to FEM section I, 3rd edition, Table T.2.1.3.5	
Type of crane	Type of duty	Type of mechanism	
		Hoisting	Luffing
Erection cranes		M2 - M3	M1 - M2
Loading bridge cranes	Hook duty	M5 - M6	-
	Grab or magnet duty	M7 - M8	-
Workshop cranes		M6	-
Overhead travelling cranes, pig-breaking cranes, scrapyard cranes	Grab or magnet duty	M8	-
Bridge cranes for unloading, bridge cranes for containers	a) Hook or spreader duty	M6 - M7	M3 - M4
Other bridge cranes (with crab, and/or slewing jib)	b) Hook duty	M4 - M5	-
Bridge cranes for unloading, bridge cranes (with crab, and/or slewing jib)	Grab or magnet duty	M8	M3 - M4
Dry dock cranes, shipyard jib cranes, jib cranes for dismantling	Hook duty	M5 - M6	M4 - M5
Dockside cranes (slewing, on gantry, etc.), floating cranes and pontoon derricks	Hook duty	M6 - M7	M5 - M6
	Grab or magnet duty	M7 - M8	M6 - M7
Floating cranes and pontoon derricks for very heavy loads (usually greater than 100 t)	Hook duty	M3 - M4	M3 - M4
Deck cranes	Hook duty	M4	M3 - M4
	Grab or magnet duty	M5 - M6	
Tower cranes for building		M4	M4
Derricks		M2 - M3	M1 - M2
Railway cranes allowed to run in a train		M3 - M4	M2 - M3
Mobile cranes	Hook duty	M3 - M4	M2 - M3

TABELLE F.E.M.

F.E.M. TABLES

Tabella N°2

Table N°2

CLASSE DI UTILIZZAZIONE / CLASSES OF UTILIZATION								
Classi di utilizzo (Tabella T.2.1.3.2.) Classes of utilisation (Table T.2.1.3.4.)		T2	T3	T4	T5	T6	T7	T8
		400 < T2 800	800 < T3 1600	1600 < T4 3200	3200 < T5 6300	6300 < T6 12500	12500 < T7 25000	25000 < T8 50000
L1	0 > Km 0,125		M2	M3	M4	M5	M6	M7
L2	0,125 > Km 0,250	M2	M3	M4	M5	M6	M7	M8
L3	0,250 > Km 0,500	M3	M4	M5	M6	M7	M8	
L4	0,500 > Km 1000	M4	M5	M6	M7	M8		

DESCRIZIONE ARGANI DESCRIPTION OF WINCHES

1 - 2 / 3 / 4 - 5 - 6 / 7 / 8 - 9

1
Famiglia
Family size

BWF
1000
1500
2000
3000
6000

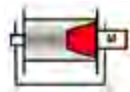
DW 050
090

EGO 025
045
065

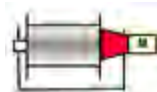
BWT 10000
20000
25000
30000

2
Posizione del riduttore
Gearbox position

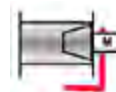
I Interno
Internal



E Esterno
External



F Pendolare
Floating



P Montaggio a piedi
Foot mounted



K Capstan
Capstan



3
Tiro all'ultimo strato
Line pull TOP layer

0,1	0.1 ton	100 Kg
0,2	0.2 ton	200 Kg
0,3	0.3 ton	300 Kg
...
1,0	1.0 ton	1000 Kg
...
45	45 ton	45000 Kg

4
Configurazione tamburo
e diametro della fune ϕ
Drum configuration and
rope diameter ϕ

SDϕ	Liscio Smooth	
GDϕHL	Scanalato con elica sinistra Helical left grooved	
GDϕHR	Scanalato con elica destra helical right grooved	
GDϕHRL	Scanalatura con elica sinistra + destra helical left + right grooved	
GDϕHRL	Scanalatura con elica destra + sinistra helical right + left grooved	
GDϕLL	Scanalatura stile Lebus sinistra Lebus style left grooved	
GDϕLR	Scanalatura stile Lebus destra Lebus style right grooved	
GDϕLLR	Scanalatura stile Lebus sinistra + destra Lebus style left + right grooved	
GDϕLRL	Scanalatura stile Lebus destra + sinistra Lebus style right + left grooved	
GDϕXX	Scanalatura speciale Special grooved	

5
Rotazione del tamburo
Drum rotation

01	Orario Clock wise	
02	Antiorario Counter-clock wise	
00	Senza o con doppia valvola Overcenter OVC, senza motore, non definito (solo per tamburi lisci con più di una fune) None or double Overcenter valve OVC*, no motor, not defined (only for smooth drum grooved drum with more than one thread)	

DESCRIZIONE ARGANI

DESCRIPTION OF WINCHES

6

Disinnesto
Disengage

	Assente / Not present
DM	Manuale / Manual
DP	Idraulico - Pneumatico / Hydraulic - Pneumatic

7

Rapporto di riduzione
Ratio

Rapporto / Ratio	Decimali / Decimals	Esempio / Example
<10	X,X	5,1
<200	XXX,X	110,3
>200	XXX	250

8

Flangia ingresso motore
- posizione del motore
Adaptor flange -
motor position

In caso di / In case of:	Scrivere / To be written	Esempio / Example
Flangia di adattamento Adaptor flange	611xxxxxxx 130xxxx	.../61101801480-...
Ingresso universale Universal input	00	.../00-...
Motore Motor	Tipo di motore Cilindrata_posizione Motor type Displacement_position	H4VA19_270

0	90	180	270
			

Posizione del motore / Motor position

9

Accessori
Accessories




PRESSAFUNE PRESSURE ROLLER		RULLIERA FAIR LEAD (ROLLER KIT)		SPOOLING DEVICE SPOOLING DEVICE	
	Assente / Not present		Assente / Not present		Assente / Not present
P	Presente / Present	F	Presente / Present	S	Presente / Present

CONTROLLI / CONTROLS	
	Assente / Not present
TL	Limitatore di coppia / Torque limiter sensor
TD	Trasduttore di deformazione / Deformation trasducer
TA	Braccio di reazione / Torque arm
EN	Encoder / Encoder
EL	Sistema di controllo elettrico / Electric control system
HL	Sistema di controllo idraulico / Hydraulic Limit Switch

FUNDE ROPE	
	Assente / Not present
R	Presente / Present

(XX)

Struttura
Structure

	Altro Other	
SQ	Quadro Square	
GD	Senza struttura No structure / gear drum	

Esempio di designazione Model code example	
BWF1000-I/1,1/SD8-01/32,5/H4VA19_270-P-R (MinDLA--BT130--SQ) C3H RAL9005_50	

Esempi di designazione
Model code examples

BWF1000-I/1,1/SD8-01/32,5/H4VA19_270-P-R
(MinDLA--BT130--SQ) C3H RAL9005_50

Serie "BWF"

Argani di costruzione molto compatta, con motorizzazione idraulica a pistoncini assiali, completa di valvole di controllo del carico in discesa e del comando apertura freno negativo incorporate all'interno del coperchio di chiusura del motore stesso.

All'interno del tamburo avvolgi fune hanno sede gli stadi di riduzioni epicicloidali Brevini® incorporati al fusello.

Le strutture di supporto possono variare da semplici lamiere pantografate a innovative fusioni di forma quadrata. Hanno il vantaggio di non avere nessun ingombro radiale nella zona del tamburo di uscita della fune, per tutta la rotazione di 360°. Questi argani si prestano alle più svariate applicazioni con spazi limitati; soddisfano le esigenze di tiri diretti e velocità fune importanti in ingombri assiali ridotti, come ad esempio gru retro cabina per autocarri o applicazioni analoghe.

Sono previsti con sistema di controllo della capacità minima della fune sul tamburo, a comando idraulico o elettrico.

Prestazioni che vanno dal tiro diretto al primo strato di 1150 daN del "BWF1000" ai 7500 daN del "BWF6000".

"BWF" Series

Winches of highly compact construction, hydraulic axial piston motor drive, complete with control valves for the load on lowering and for the negative brake opening control that are built into the cover closing the motor.

Inside the winch is installed the Brevini® planetary gear reducer incorporated into the spindle.

The support structures can vary from simple pantographed metal sheet to innovative square shaped castings. They have the advantage of having no radial encumbrance in the zone of the rope outfeed drum, for the entire rotation of 360°. These winches are suitable to the most varied applications with limited spaces; they satisfy the requirements of direct pull and high rope speed, with quite compact axial dimensions, for example crane behind cab for trucks or similar applications.

Some models are equipped with a system to control the minimum capacity of the rope on the drum, with hydraulic or electric control.

Performance ranging from a first layer direct pull of 1150 daN for the "BWF1000" to 7500 daN for the "BWF6000".

TIPO ARGANO / WINCH TYPE

BWF1000

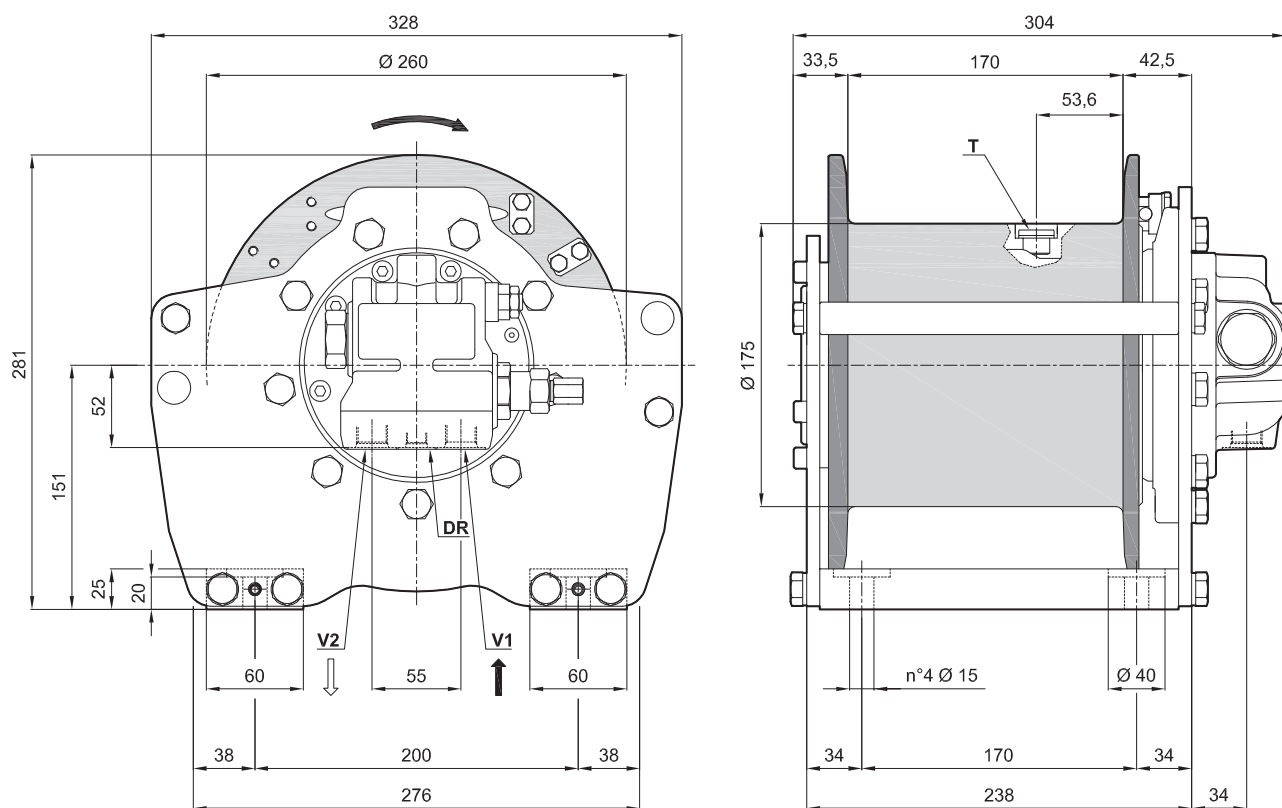
The dimensions shown can be used as reference

Previous name: BWF1000

distinctive features: Round frame

motor displacement: 19 cm³/rev, Integrated motor

Max backpressure on return Line: 5 bar



*The data shown in this page are ONLY FOR INFORMATION. The actual data will be issued according to Customer Application and Duty Cycle.

Working layers	[n°]	1	2	3	4	5	-
						Storage length	
Line pull	[kg]	1150	1070	1000	940	-	-
Maximum rope speed	[m/min]	40	43	47	50	-	-
Rope length	[m]	11	23	37	50	66	-

Brevini® Motor	H4VA19	Advised rope diameter	8	[mm]
Starting lifting pressure	150	Oil quantity	0,5	[l]
Operating pressure	125	Weight	50	[kg]
Maximum oil flow at the motor	46	Oil fill/drain plug	G3/8	T
Minimum oil flow at the motor	10	Lifting port	3/4-16 UNF	V1
Static braking torque	130	Lowering port	3/4-16 UNF	V2
Gear ratio	32,5	Motor drain port	1/2-20 UNF	DR

Winch mechanisms classification in agreement with F.E.M. (1.001) (Third edition revised on 01.10.1998) **M7 (T7-L2)** $n_2 = 25$ rpm

For safety reasons always keep at least 3 wraps of rope wrapped on the drum

Use 8.8 grade screws to fix the winch

Technical features may change with no previous notice from the manufacturer

THE PRESENT WINCH CAN'T BE USED FOR LIFTING OF PERSONNEL

The MBL of the Rope must be verified according to the requested Safety Factors

TIPO ARGANO / WINCH TYPE

BWF1000

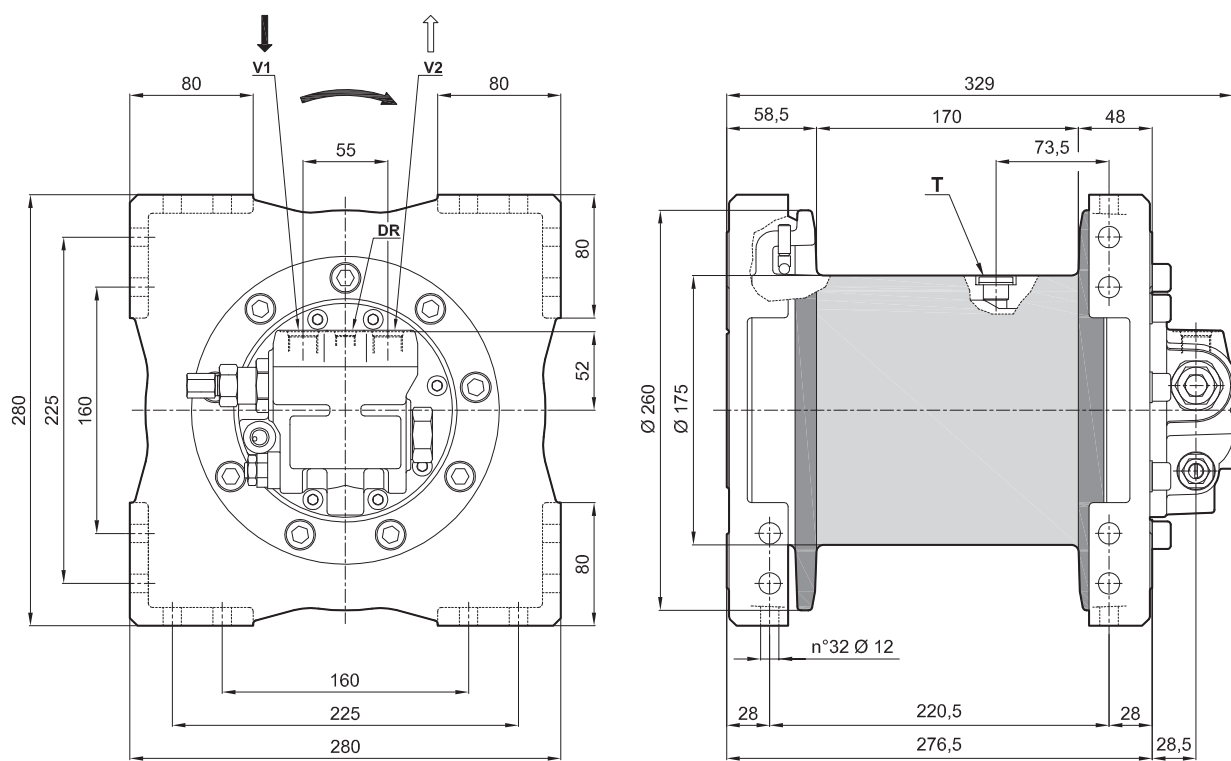
The dimensions shown can be used as reference

Previous name: BW850

distinctive features: Square frame

motor displacement: 19 cm³/rev, Integrated motor

Max backpressure on return Line: 5 bar



*The data shown in this page are ONLY FOR INFORMATION. The actual data will be issued according to Customer Application and Duty Cycle.

Working layers	[n°]	1	2	3	4	-	-
					Storage length		
Line pull	[kg]	1250	1140	1050	-	-	-
Maximum rope speed	[m/min]	41	45	48	-	-	-
Rope length	[m]	9	19	30	41	-	-

Brevini® Motor	H4VA19	Advised rope diameter	10	[mm]	
Starting lifting pressure	165	[bar]	Oil quantity	0,5	[l]
Operating pressure	140	[bar]	Weight	55	[kg]
Maximum oil flow at the motor	46	[l/min]	Oil fill/drain plug	G3/8	T
Minimum oil flow at the motor	10	[l/min]	Lifting port	3/4-16 UNF	V1
Static braking torque	130	[Nm]	Lowering port	3/4-16 UNF	V2
Gear ratio	32,5	[i]	Motor drain port	1/2-20 UNF	DR

Winch mechanisms classification in agreement with F.E.M. (1.001) (Third edition revised on 01.10.1998) **M5 (T3-L4)** $n_2 = 25$ rpm

For safety reasons always keep at least 3 wraps of rope wrapped on the drum

Use 8.8 grade screws to fix the winch

Technical features may change with no previous notice from the manufacturer

THE PRESENT WINCH CAN'T BE USED FOR LIFTING OF PERSONNEL

The MBL of the Rope must be verified according to the requested Safety Factors

TIPO ARGANO / WINCH TYPE

BWF1000

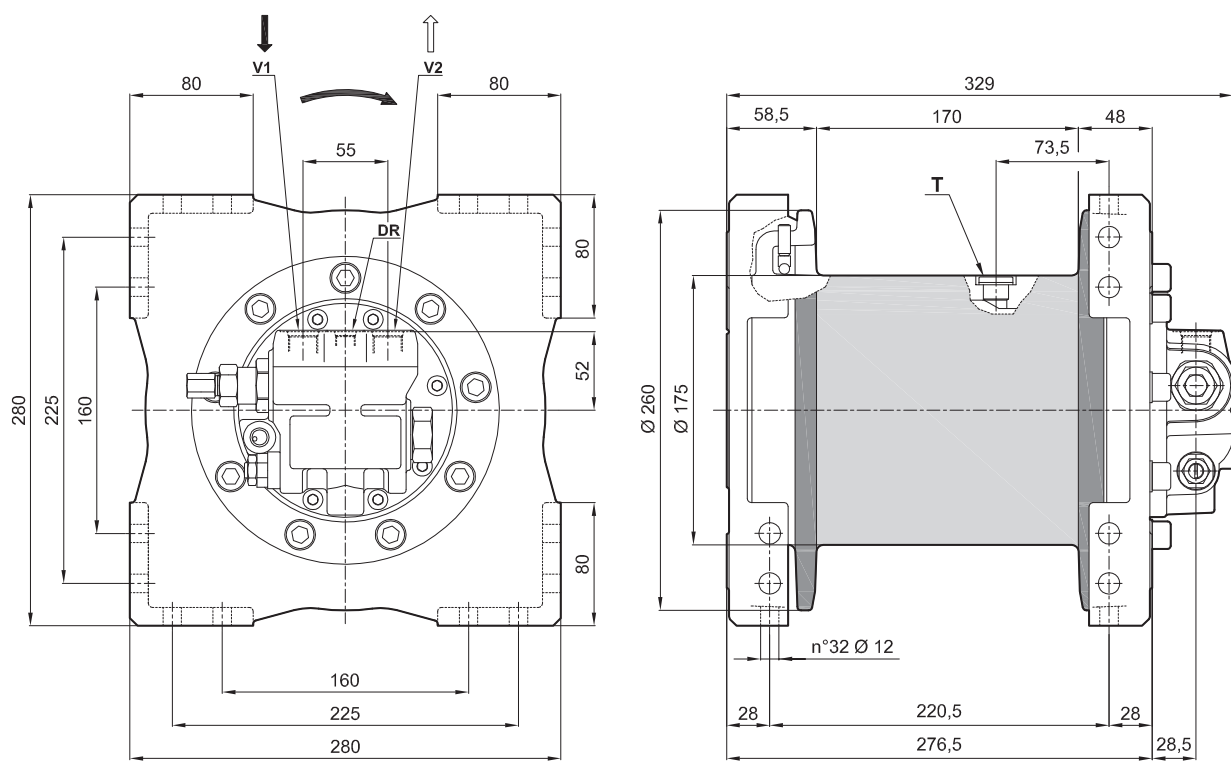
The dimensions shown can be used as reference

Previous name: BW900

distinctive features: Square frame

motor displacement: 19 cm³/rev, Integrated motor

Max backpressure on return Line: 5 bar



*The data shown in this page are ONLY FOR INFORMATION. The actual data will be issued according to Customer Application and Duty Cycle.

Working layers	[n°]	1	2	3	4	-	-
					Storage length		
Line pull	[kg]	1350	1230	1140	-	-	-
Maximum rope speed	[m/min]	41	45	48	-	-	-
Rope length	[m]	9	19	30	41	-	-

Brevini® Motor	H4VA19	Advised rope diameter	10	[mm]	
Starting lifting pressure	180	[bar]	Oil quantity	0,5	[l]
Operating pressure	150	[bar]	Weight	55	[kg]
Maximum oil flow at the motor	46	[l/min]	Oil fill/drain plug	G3/8	T
Minimum oil flow at the motor	10	[l/min]	Lifting port	3/4-16 UNF	V1
Static braking torque	130	[Nm]	Lowering port	3/4-16 UNF	V2
Gear ratio	32,5	[i]	Motor drain port	1/2-20 UNF	DR

Winch mechanisms classification in agreement with F.E.M. (1.001) (Third edition revised on 01.10.1998) **M5 (T4-L3)** $n_2 = 25$ rpm

For safety reasons always keep at least 3 wraps of rope wrapped on the drum

Use 8.8 grade screws to fix the winch

Technical features may change with no previous notice from the manufacturer

THE PRESENT WINCH CAN'T BE USED FOR LIFTING OF PERSONNEL

The MBL of the Rope must be verified according to the requested Safety Factors

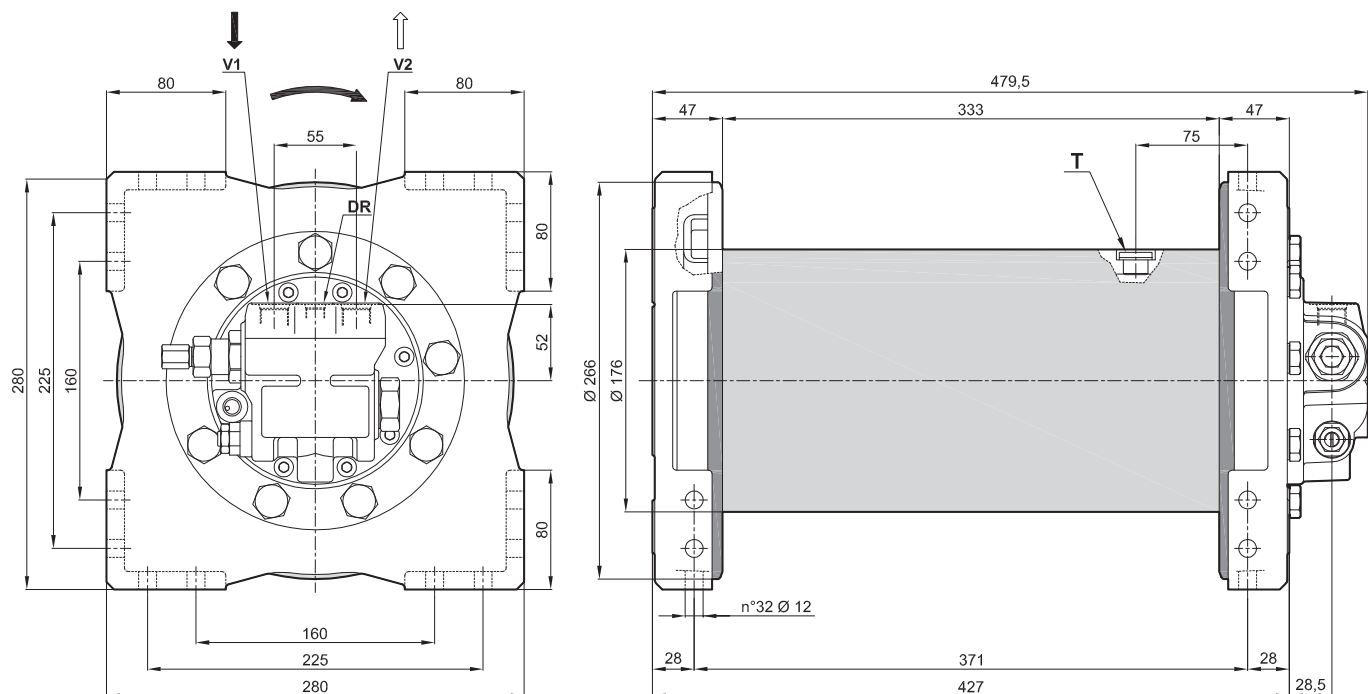
TIPO ARGANO / WINCH TYPE

BWF1000

The dimensions shown can be used as reference

Previous name: BW900L

distinctive features: Square frame, Long drum
 motor displacement: 19 cm³/rev, Integrated motor
 Max backpressure on return Line: 5 bar



**The data shown in this page are ONLY FOR INFORMATION. The actual data will be issued according to Customer Application and Duty Cycle.*

Working layers	[n°]	1	2	3	4	-	-
					Storage length		
Line pull	[kg]	1350	1240	1140	-	-	-
Maximum rope speed	[m/min]	41	45	49	-	-	-
Rope length	[m]	18	38	60	83	-	-

Brevini® Motor	H4VA19
Starting lifting pressure	180 [bar]
Operating pressure	150 [bar]
Maximum oil flow at the motor	46 [l/min]
Minimum oil flow at the motor	10 [l/min]
Static braking torque	130 [Nm]
Gear ratio	32,5 [i]

Advised rope diameter	10 [mm]
Oil quantity	0,5 [l]
Weight	70 [kg]
Oil fill/drain plug	G3/8 T
Lifting port	3/4-16 UNF V1
Lowering port	3/4-16 UNF V2
Motor drain port	1/2-20 UNF DR

Winch mechanisms classification in agreement with F.E.M. (1.001) (Third edition revised on 01.10.1998) **M5 (T4-L3)** $n_2 = 25$ rpm

For safety reasons always keep at least 3 wraps of rope wrapped on the drum

Use 8.8 grade screws to fix the winch

Technical features may change with no previous notice from the manufacturer

THE PRESENT WINCH CAN'T BE USED FOR LIFTING OF PERSONNEL

The MBL of the Rope must be verified according to the requested Safety Factors

BWF1000

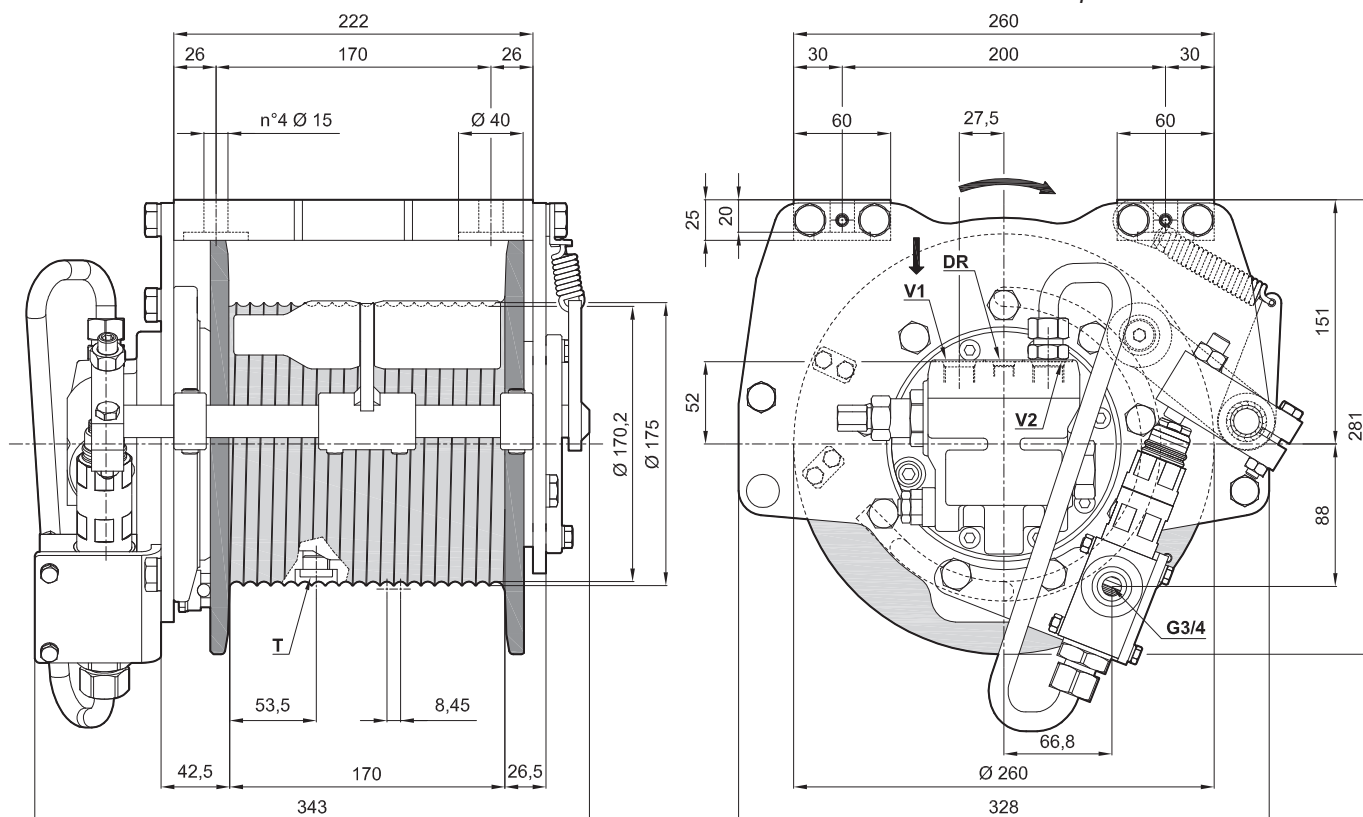
The dimensions shown can be used as reference

Previous name: BWF1000-P

distinctive features: Round frame, hydraulic pressure roller

motor displacement: 19 cm³/rev, Integrated motor

Max backpressure on return Line: 5 bar



**The data shown in this page are ONLY FOR INFORMATION. The actual data will be issued according to Customer Application and Duty Cycle.*

Working layers	[n°]	1	2	3	4	5	-
Line pull	[kg]	1240	1150	1070	1000	-	-
Maximum rope speed	[m/min]	46	50	54	57	-	-
Rope length	[m]	11	22	35	49	64	-

Brevini® Motor	H4VA19	
Starting lifting pressure	185	[bar]
Operating pressure	155	[bar]
Maximum oil flow at the motor	46	[l/min]
Minimum oil flow at the motor	10	[l/min]
Static braking torque	130	[Nm]
Gear ratio	27,6	[i]

Advised rope diameter	8	[mm]
Oil quantity	0,5	[l]
Weight	55	[kg]
Oil fill/drain plug	G3/8	T
Lifting port	3/4-16 UNF	V1
Lowering port	3/4-16 UNF	V2
Motor drain port	1/2-20 UNF	DR

Winch mechanisms classification in agreement with F.E.M. (1.001) (Third edition revised on 01.10.1998) **M6 (T6-L2)** $n_2 = 25 \text{ rpm}$

For safety reasons always keep at least 3 wraps of rope wrapped on the drum

Use 8.8 grade screws to fix the winch

Technical features may change with no previous notice from the manufacturer

THE PRESENT WINCH CAN'T BE USED FOR LIFTING OF PERSONNEL

The MBL of the Rope must be verified according to the requested Safety Factors

TIPO ARGANO / WINCH TYPE

BWF1500

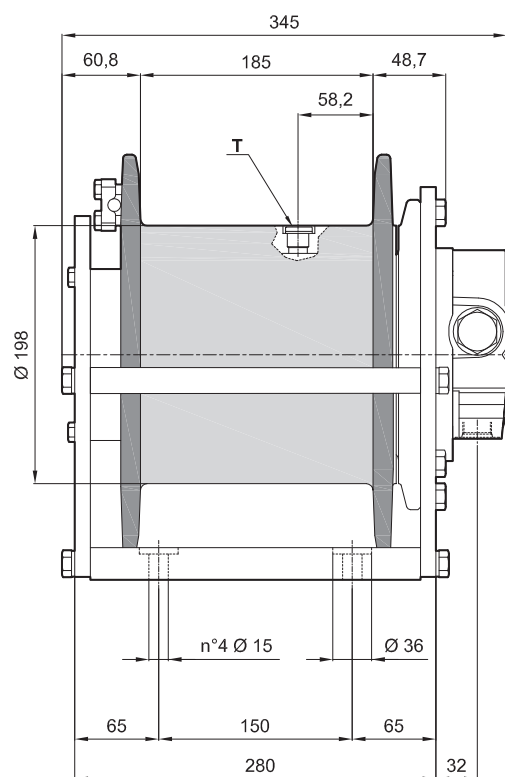
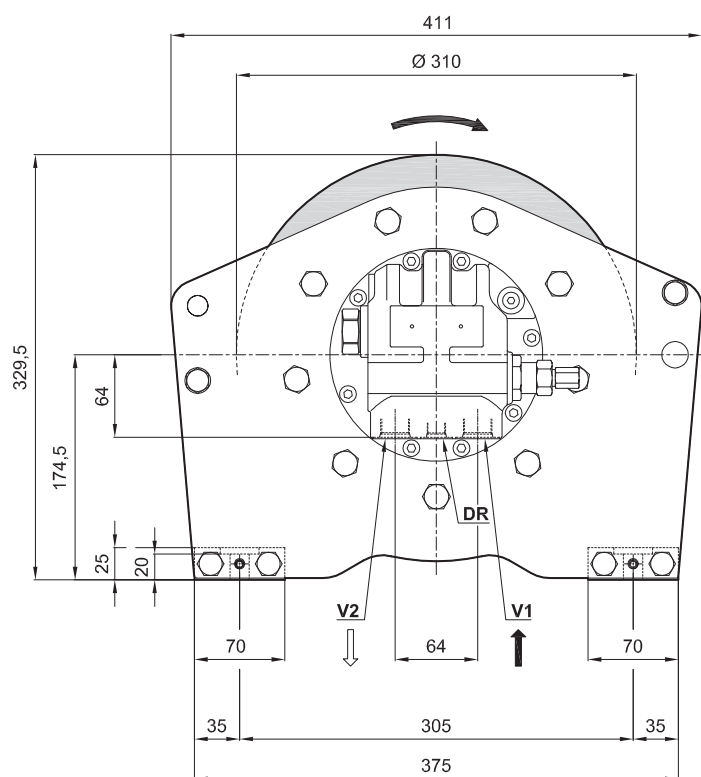
The dimensions shown can be used as reference

Previous name: BWF1500

distinctive features: Round frame

motor displacement: 34 cm³/rev, Integrated motor

Max backpressure on return Line: 5 bar



*The data shown in this page are ONLY FOR INFORMATION. The actual data will be issued according to Customer Application and Duty Cycle.

Working layers	[n°]	1	2	3	4	5	-
						Storage length	
Line pull	[kg]	2000	1840	1710	1600	-	-
Maximum rope speed	[m/min]	35	37	40	43	-	-
Rope length	[m]	11	23	37	50	66	-

Brevini® Motor	H4VA34
Starting lifting pressure	170 [bar]
Operating pressure	145 [bar]
Maximum oil flow at the motor	60 [l/min]
Minimum oil flow at the motor	10 [l/min]
Static braking torque	232 [Nm]
Gear ratio	31,2 [i]

Advised rope diameter	10 [mm]
Oil quantity	0,85 [l]
Weight	85 [kg]
Oil fill/drain plug	G3/8 T
Lifting port	7/8-14 UNF V1
Lowering port	7/8-14 UNF V2
Motor drain port	9/16-18 UNF DR

Winch mechanisms classification in agreement with F.E.M. (1.001) (Third edition revised on 01.10.1998) **M6 (T6-L2)** $n_2 = 25$ rpm

For safety reasons always keep at least 3 wraps of rope wrapped on the drum

Use 8.8 grade screws to fix the winch

Technical features may change with no previous notice from the manufacturer

THE PRESENT WINCH CAN'T BE USED FOR LIFTING OF PERSONNEL

The MBL of the Rope must be verified according to the requested Safety Factors

TIPO ARGANO / WINCH TYPE

BWF1500

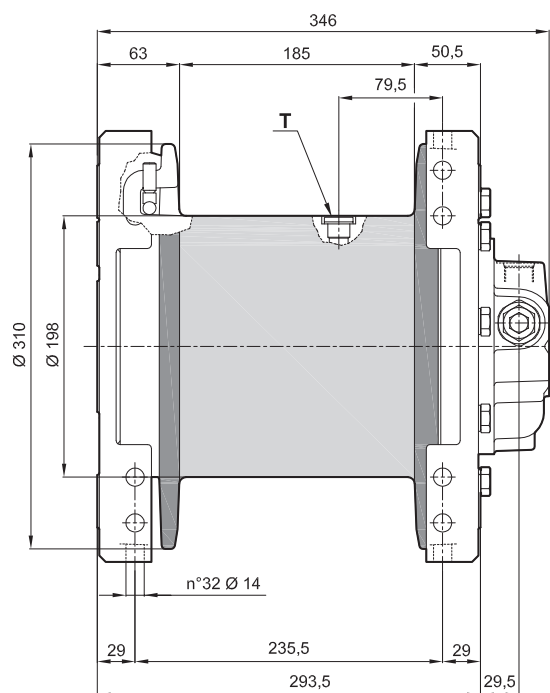
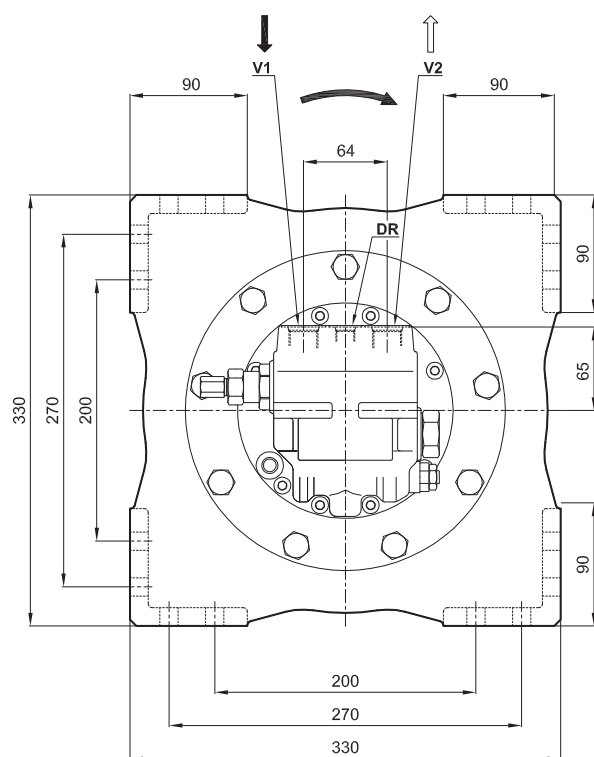
The dimensions shown can be used as reference

Previous name: BW1350

distinctive features: Square frame

motor displacement: 34 cm³/rev, Integrated motor

Max backpressure on return Line: 5 bar



**The data shown in this page are ONLY FOR INFORMATION. The actual data will be issued according to Customer Application and Duty Cycle.*

Working layers	[n°]	1	2	3	4	-	-
					Storage length		
Line pull	[kg]	2000	1820	1670	-	-	-
Maximum rope speed	[m/min]	35	38	42	-	-	-
Rope length	[m]	9	19	31	43	-	-

Brevini® Motor	H4VA34
Starting lifting pressure	175 [bar]
Operating pressure	145 [bar]
Maximum oil flow at the motor	60 [l/min]
Minimum oil flow at the motor	10 [l/min]
Static braking torque	232 [Nm]
Gear ratio	31,2 [i]

Advised rope diameter	12 [mm]
Oil quantity	0,85 [l]
Weight	85 [kg]
Oil fill/drain plug	G3/8 T
Lifting port	7/8-14 UNF V1
Lowering port	7/8-14 UNF V2
Motor drain port	9/16-18 UNF DR

Winch mechanisms classification in agreement with F.E.M. (1.001) (Third edition revised on 01.10.1998) **M5 (T5-L2)** $n_2 = 25$ rpm

For safety reasons always keep at least 3 wraps of rope wrapped on the drum

Use 8.8 grade screws to fix the winch

Technical features may change with no previous notice from the manufacturer

THE PRESENT WINCH CAN'T BE USED FOR LIFTING OF PERSONNEL

The MBL of the Rope must be verified according to the requested Safety Factors

TIPO ARGANO / WINCH TYPE

BWF1500

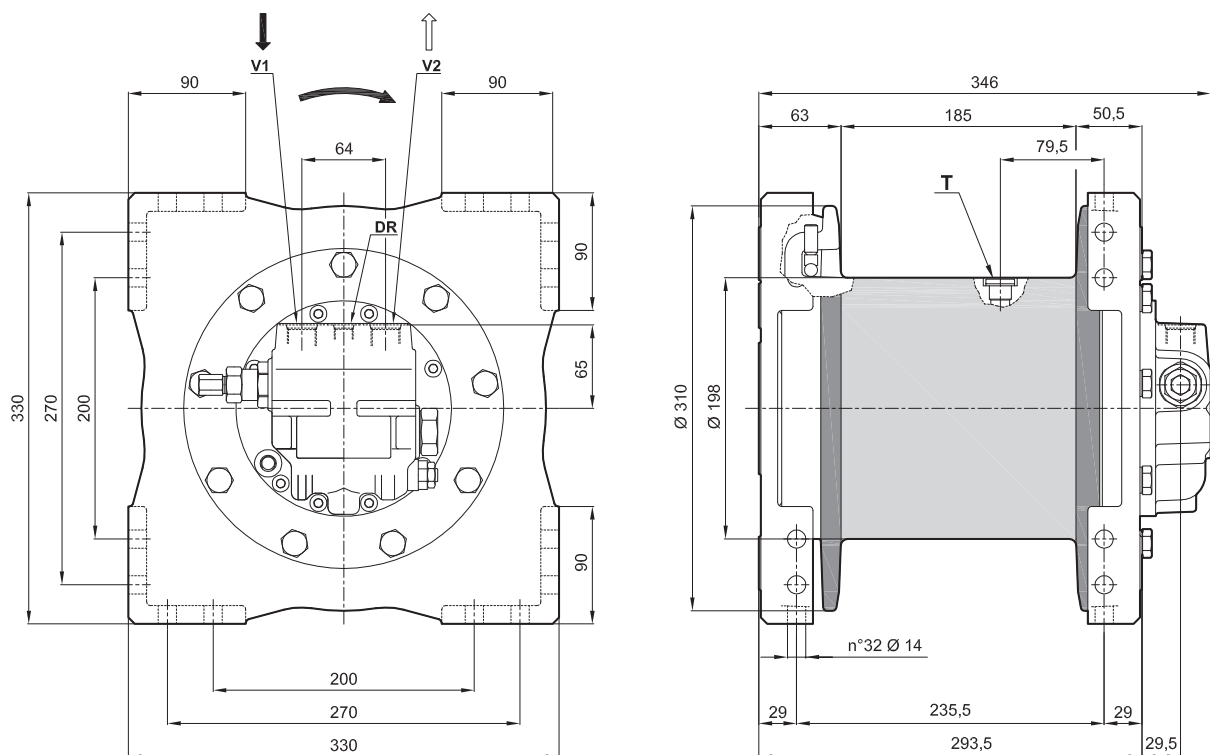
The dimensions shown can be used as reference

Previous name: BW1500

distinctive features: Square frame

motor displacement: 34 cm³/rev, Integrated motor

Max backpressure on return Line: 5 bar



*The data shown in this page are ONLY FOR INFORMATION. The actual data will be issued according to Customer Application and Duty Cycle.

Working layers	[n°]	1	2	3	4	-	-
					Storage length		
Line pull	[kg]	2310	2100	1930	-	-	-
Maximum rope speed	[m/min]	35	38	42	-	-	-
Rope length	[m]	9	19	31	43	-	-

Brevini® Motor	H4VA34	
Starting lifting pressure	200	[bar]
Operating pressure	165	[bar]
Maximum oil flow at the motor	60	[l/min]
Minimum oil flow at the motor	10	[l/min]
Static braking torque	232	[Nm]
Gear ratio	31,2	[i]

Advised rope diameter	12	[mm]
Oil quantity	0,85	[l]
Weight	85	[kg]
Oil fill/drain plug	G3/8	T
Lifting port	7/8-14 UNF	V1
Lowering port	7/8-14 UNF	V2
Motor drain port	9/16-18 UNF	DR

Winch mechanisms classification in agreement with F.E.M. (1.001) (Third edition revised on 01.10.1998) **M5 (T5-L2)** $n_2 = 25$ rpm

For safety reasons always keep at least 3 wraps of rope wrapped on the drum

Use 8.8 grade screws to fix the winch

Technical features may change with no previous notice from the manufacturer

THE PRESENT WINCH CAN'T BE USED FOR LIFTING OF PERSONNEL

The MBL of the Rope must be verified according to the requested Safety Factors

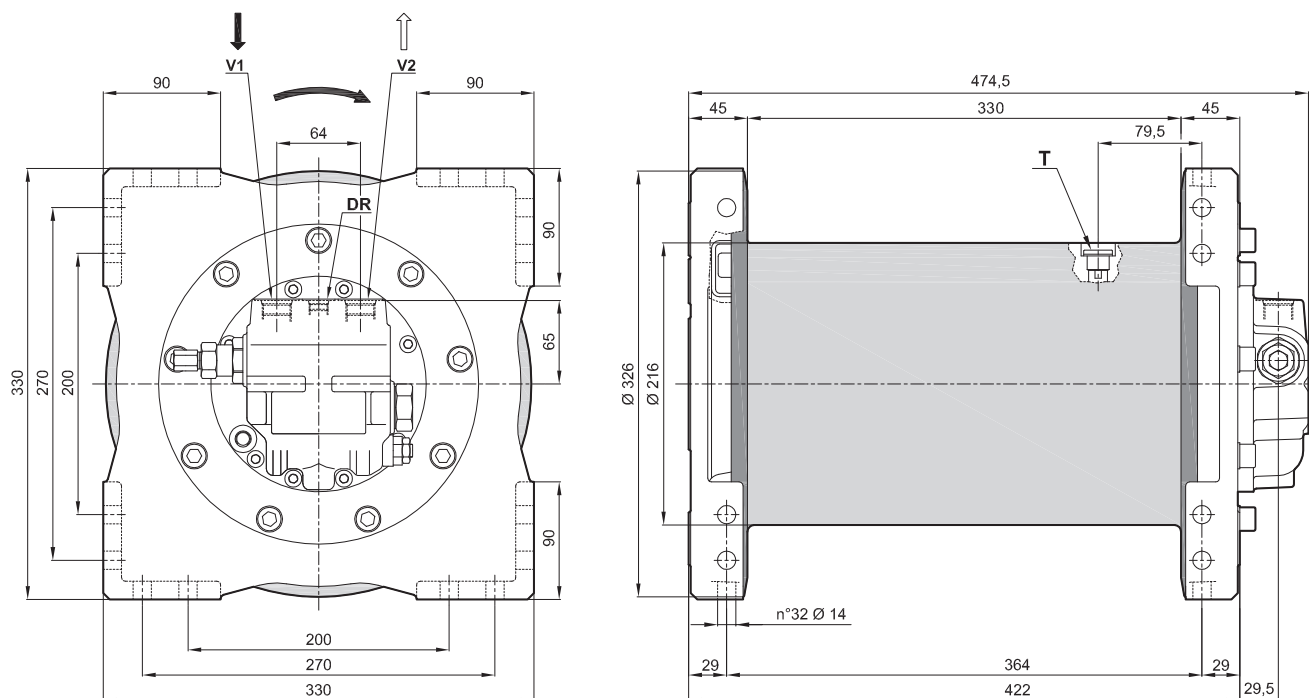
TIPO ARGANO / WINCH TYPE

BWF1500

The dimensions shown can be used as reference

Previous name: BW1500L

distinctive features: Square frame, Long drum
 motor displacement: 34 cm³/rev, Integrated motor
 Max backpressure on return Line: 5 bar



*The data shown in this page are ONLY FOR INFORMATION. The actual data will be issued according to Customer Application and Duty Cycle.

Working layers	[n°]	1	2	3	4	-	-
					Storage length		
Line pull	[kg]	2300	2110	1950	-	-	-
Maximum rope speed	[m/min]	38	41	45	-	-	-
Rope length	[m]	18	38	61	84	-	-

Brevini® Motor	H4VA34
Starting lifting pressure	215 [bar]
Operating pressure	180 [bar]
Maximum oil flow at the motor	60 [l/min]
Minimum oil flow at the motor	10 [l/min]
Static braking torque	232 [Nm]
Gear ratio	31,2 [i]

Advised rope diameter	12 [mm]
Oil quantity	0,85 [l]
Weight	130 [kg]
Oil fill/drain plug	G3/8 T
Lifting port	7/8-14 UNF V1
Lowering port	7/8-14 UNF V2
Motor drain port	9/16-18 UNF DR

Winch mechanisms classification in agreement with F.E.M. (1.001) (Third edition revised on 01.10.1998) **M5 (T5-L2)** $n_2 = 25$ rpm

For safety reasons always keep at least 3 wraps of rope wrapped on the drum

Use 8.8 grade screws to fix the winch

Technical features may change with no previous notice from the manufacturer

THE PRESENT WINCH CAN'T BE USED FOR LIFTING OF PERSONNEL

The MBL of the Rope must be verified according to the requested Safety Factors

TIPO ARGANO / WINCH TYPE

BWF1500

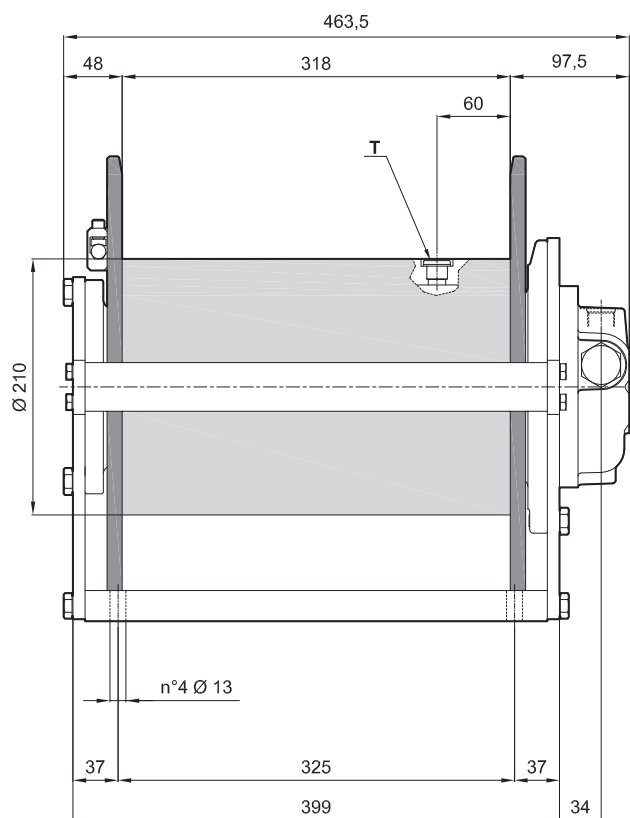
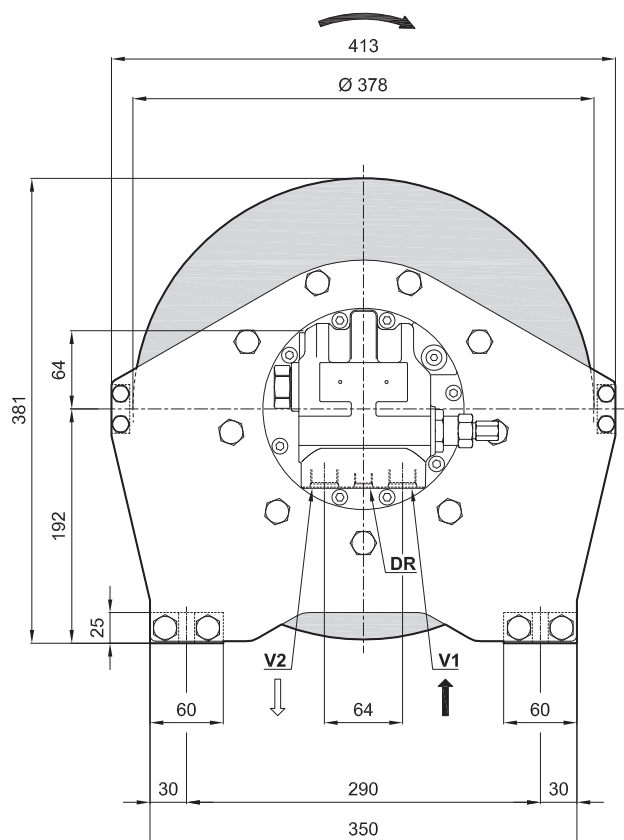
The dimensions shown can be used as reference

Previous name: BWF1500L

distinctive features: Round frame, Long drum

motor displacement: 34 cm³/rev, Integrated motor

Max backpressure on return Line: 5 bar



**The data shown in this page are ONLY FOR INFORMATION. The actual data will be issued according to Customer Application and Duty Cycle.*

Working layers	[n°]	1	2	3	4	5	6
							Storage length
Line pull	[kg]	2500	2290	2110	1960	1830	-
Maximum rope speed	[m/min]	37	40	44	47	51	-
Rope length	[m]	17	36	57	79	103	128

Brevini® Motor	H4VA34
Starting lifting pressure	230 [bar]
Operating pressure	190 [bar]
Maximum oil flow at the motor	60 [l/min]
Minimum oil flow at the motor	10 [l/min]
Static braking torque	232 [Nm]
Gear ratio	31,2 [i]

Advised rope diameter	12 [mm]
Oil quantity	0,85 [l]
Weight	140 [kg]
Oil fill/drain plug	G3/8 T
Lifting port	7/8-14 UNF V1
Lowering port	7/8-14 UNF V2
Motor drain port	9/16-18 UNF DR

Winch mechanisms classification in agreement with F.E.M. (1.001) (Third edition revised on 01.10.1998) **M4 (T4-L2)** $n_2 = 25$ rpm

For safety reasons always keep at least 3 wraps of rope wrapped on the drum

Use 8.8 grade screws to fix the winch

Technical features may change with no previous notice from the manufacturer

THE PRESENT WINCH CAN'T BE USED FOR LIFTING OF PERSONNEL

The MBL of the Rope must be verified according to the requested Safety Factors

TIPO ARGANO / WINCH TYPE

BWF1500

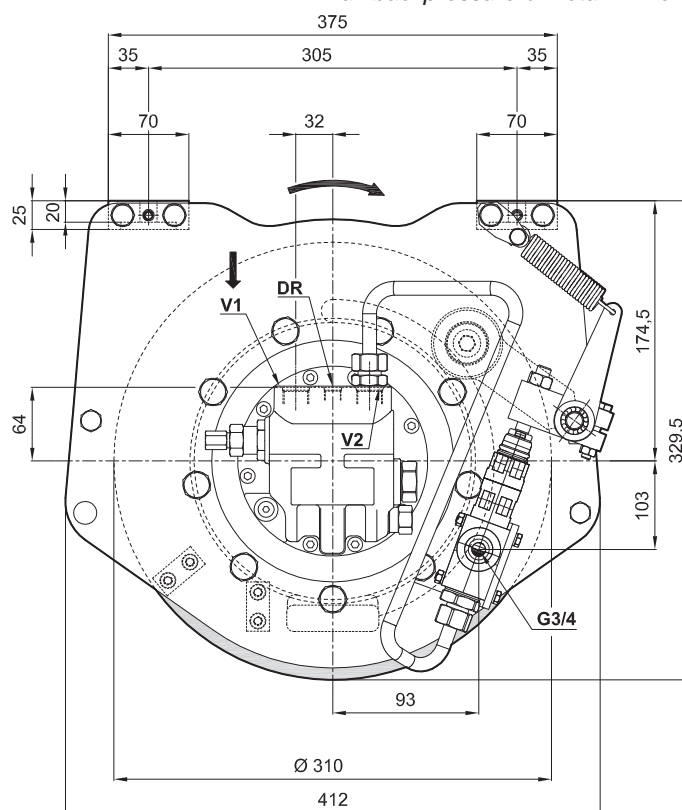
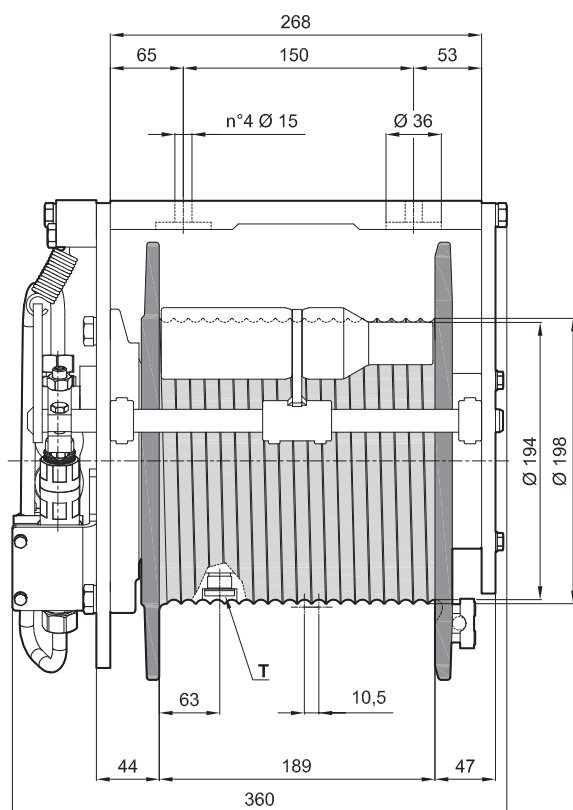
The dimensions shown can be used as reference

Previous name: BWF1500-P

distinctive features: Round frame, hydraulic pressure roller

motor displacement: 34 cm³/rev, Integrated motor

Max backpressure on return Line: 5 bar



*The data shown in this page are ONLY FOR INFORMATION. The actual data will be issued according to Customer Application and Duty Cycle.

Working layers	[n°]	1	2	3	4	5	-
						Storage length	
Line pull	[kg]	1860	1710	1590	1480	-	-
Maximum rope speed	[m/min]	56	61	65	70	-	-
Rope length	[m]	11	23	36	50	65	-

Brevini® Motor	H4VA34
Starting lifting pressure	255 [bar]
Operating pressure	215 [bar]
Maximum oil flow at the motor	60 [l/min]
Minimum oil flow at the motor	10 [l/min]
Static braking torque	232 [Nm]
Gear ratio	19 [i]

Advised rope diameter	10 [mm]
Oil quantity	0,85 [l]
Weight	83 [kg]
Oil fill/drain plug	G3/8 T
Lifting port	7/8-14 UNF V1
Lowering port	7/8-14 UNF V2
Motor drain port	9/16-18 UNF DR

Winch mechanisms classification in agreement with F.E.M. (1.001) (Third edition revised on 01.10.1998) **M6 (T6-L2)** $n_2 = 25$ rpm

For safety reasons always keep at least 3 wraps of rope wrapped on the drum

Use 8.8 grade screws to fix the winch

Technical features may change with no previous notice from the manufacturer

THE PRESENT WINCH CAN'T BE USED FOR LIFTING OF PERSONNEL

The MBL of the Rope must be verified according to the requested Safety Factors

TIPO ARGANO / WINCH TYPE

BWF2000

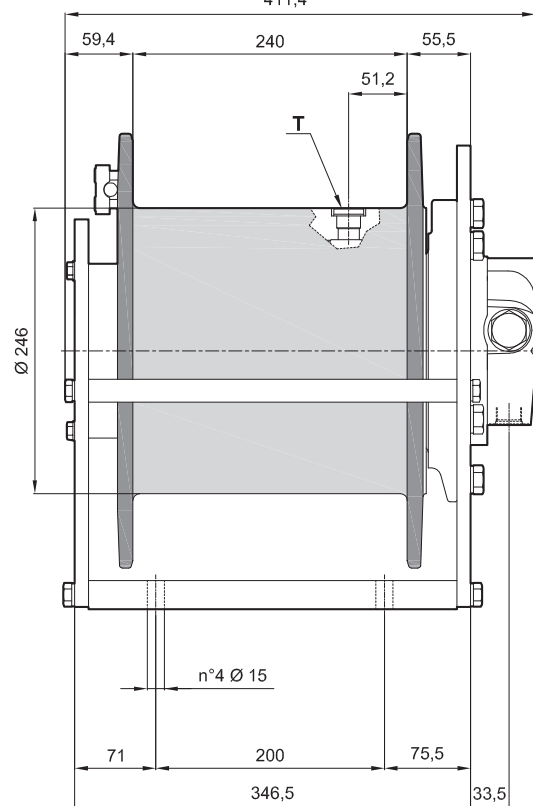
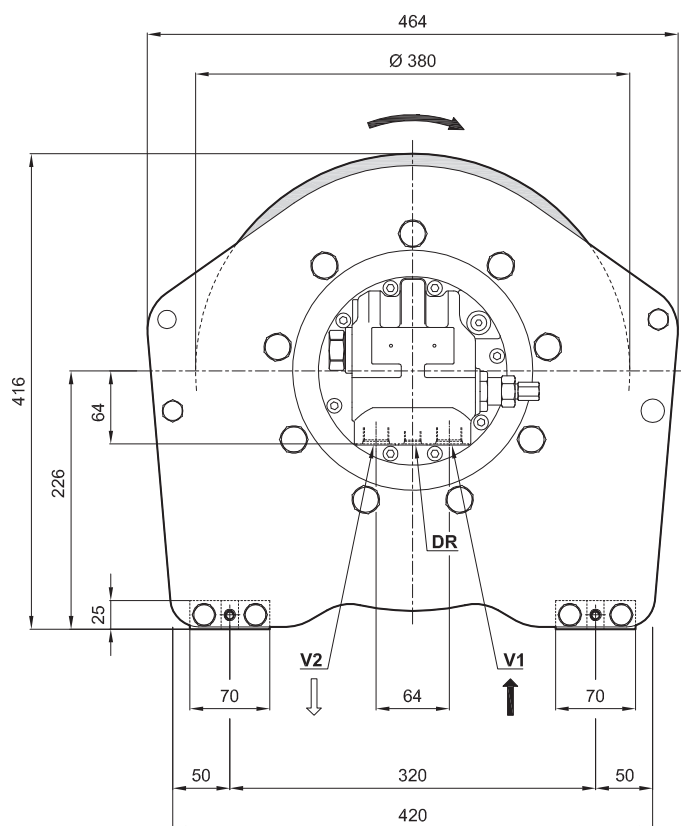
The dimensions shown can be used as reference

Previous name: BWF2000

distinctive features: Round frame

motor displacement: 34 cm³/rev, Integrated motor

Max backpressure on return Line: 5 bar
411,4



*The data shown in this page are ONLY FOR INFORMATION. The actual data will be issued according to Customer Application and Duty Cycle.

Working layers	[n°]	1	2	3	4	5	-
						Storage length	
Line pull	[kg]	2600	2410	2240	2100	-	-
Maximum rope speed	[m/min]	35	38	41	43	-	-
Rope length	[m]	15	31	49	67	88	-

Brevini® Motor	H4VA34
Starting lifting pressure	225 [bar]
Operating pressure	190 [bar]
Maximum oil flow at the motor	60 [l/min]
Minimum oil flow at the motor	10 [l/min]
Static braking torque	232 [Nm]
Gear ratio	38,2 [i]

Advised rope diameter	12 [mm]
Oil quantity	1,25 [l]
Weight	128 [kg]
Oil fill/drain plug	G1/2 T
Lifting port	7/8-14 UNF V1
Lowering port	7/8-14 UNF V2
Motor drain port	9/16-18 UNF DR

Winch mechanisms classification in agreement with F.E.M. (1.001) (Third edition revised on 01.10.1998) **M6 (T6-L2)** n₂ = 25 rpm

For safety reasons always keep at least 3 wraps of rope wrapped on the drum

Use 8.8 grade screws to fix the winch

Technical features may change with no previous notice from the manufacturer

THE PRESENT WINCH CAN'T BE USED FOR LIFTING OF PERSONNEL

The MBL of the Rope must be verified according to the requested Safety Factors

TIPO ARGANO / WINCH TYPE

BWF2000

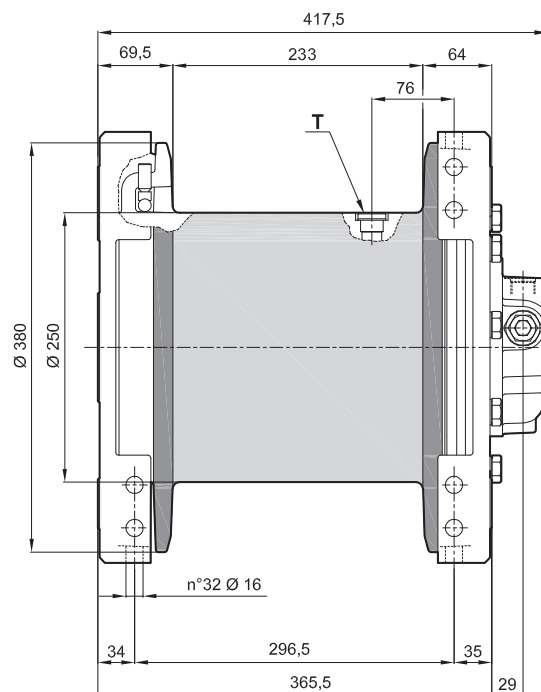
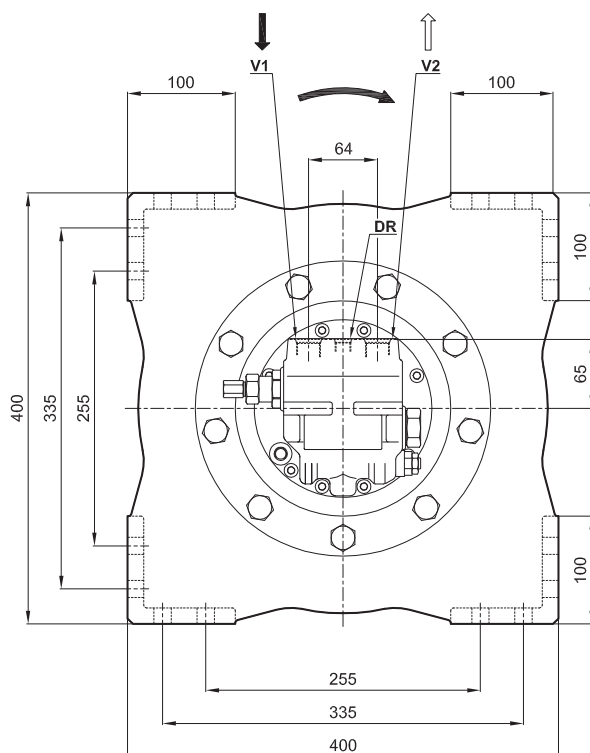
The dimensions shown can be used as reference

Previous name: BW1950LT

distinctive features: Square frame

motor displacement: 34 cm³/rev, Integrated motor

Max backpressure on return Line: 5 bar



**The data shown in this page are ONLY FOR INFORMATION. The actual data will be issued according to Customer Application and Duty Cycle.*

Working layers	[n°]	1	2	3	4	-	-
					Storage length		
Line pull	[kg]	3100	2850	2630	-	-	-
Maximum rope speed	[m/min]	28	30	33	-	-	-
Rope length	[m]	13	26	42	58	-	-

Brevini® Motor	H4VA34
Starting lifting pressure	210 [bar]
Operating pressure	175 [bar]
Maximum oil flow at the motor	60 [l/min]
Minimum oil flow at the motor	10 [l/min]
Static braking torque	232 [Nm]
Gear ratio	49,5 [i]

Advised rope diameter	14 [mm]
Oil quantity	1,25 [l]
Weight	145 [kg]
Oil fill/drain plug	G1/2 T
Lifting port	7/8-14 UNF V1
Lowering port	7/8-14 UNF V2
Motor drain port	9/16-18 UNF DR

Winch mechanisms classification in agreement with F.E.M. (1.001) (Third edition revised on 01.10.1998) **M4 (T4-L2)** $n_2 = 25$ rpm

For safety reasons always keep at least 3 wraps of rope wrapped on the drum

Use 8.8 grade screws to fix the winch

Technical features may change with no previous notice from the manufacturer

THE PRESENT WINCH CAN'T BE USED FOR LIFTING OF PERSONNEL

The MBL of the Rope must be verified according to the requested Safety Factors

TIPO ARGANO / WINCH TYPE

BWF2000

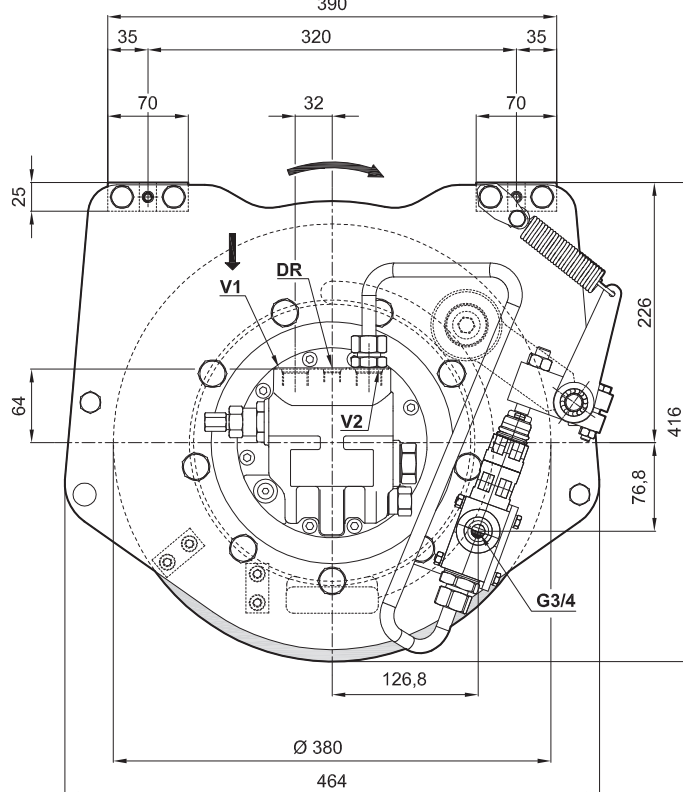
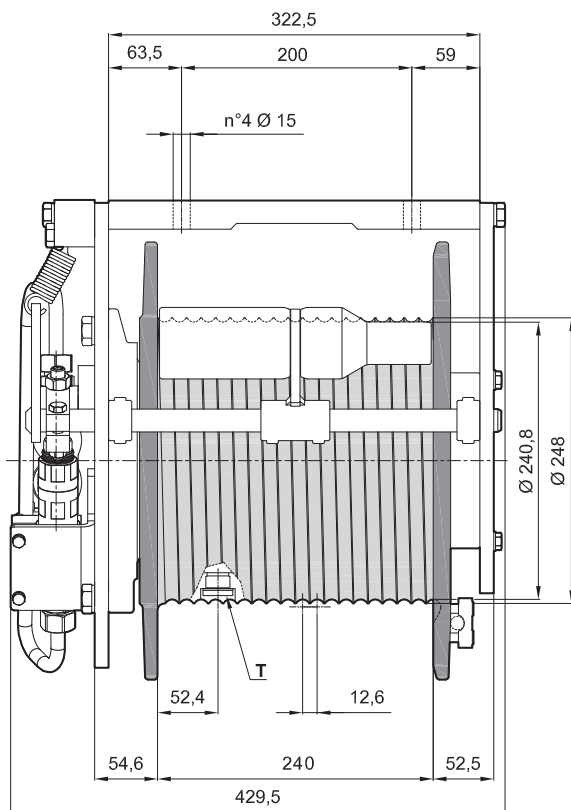
The dimensions shown can be used as reference

Previous name: **BWF2000-P**

distinctive features: Round frame, hydraulic pressure rolles

motor displacement: 34 cm³/rev, Integrated motor

Max backpressure on return Line: 5 bar



*The data shown in this page are ONLY FOR INFORMATION. The actual data will be issued according to Customer Application and Duty Cycle.

Working layers	[n°]	1	2	3	4	5	-
						Storage length	
Line pull	[kg]	2490	2300	2140	2000	-	-
Maximum rope speed	[m/min]	34	37	40	43	-	-
Rope length	[m]	15	30	48	66	86	-

Brevini® Motor	H4VA34
Starting lifting pressure	210 [bar]
Operating pressure	175 [bar]
Maximum oil flow at the motor	60 [l/min]
Minimum oil flow at the motor	10 [l/min]
Static braking torque	232 [Nm]
Gear ratio	38,2 [i]

Advised rope diameter	12 [mm]
Oil quantity	1,25 [l]
Weight	128 [kg]
Oil fill/drain plug	G1/2 T
Lifting port	7/8-14 UNF V1
Lowering port	7/8-14 UNF V2
Motor drain port	9/16-18 UNF DR

Winch mechanisms classification in agreement with F.E.M. (1.001) (Third edition revised on 01.10.1998) **M6 (T6-L2)** $n_2 = 25$ rpm

For safety reasons always keep at least 3 wraps of rope wrapped on the drum

Use 8.8 grade screws to fix the winch

Technical features may change with no previous notice from the manufacturer

THE PRESENT WINCH CAN'T BE USED FOR LIFTING OF PERSONNEL

The MBL of the Rope must be verified according to the requested Safety Factors

TIPO ARGANO / WINCH TYPE

BWF2000

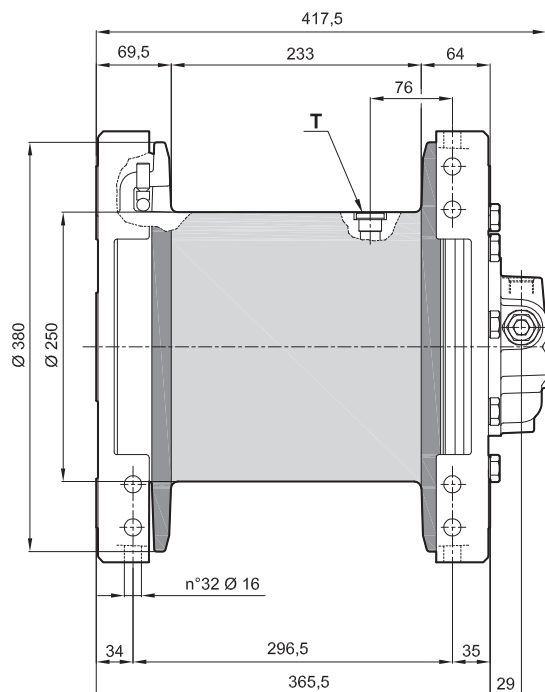
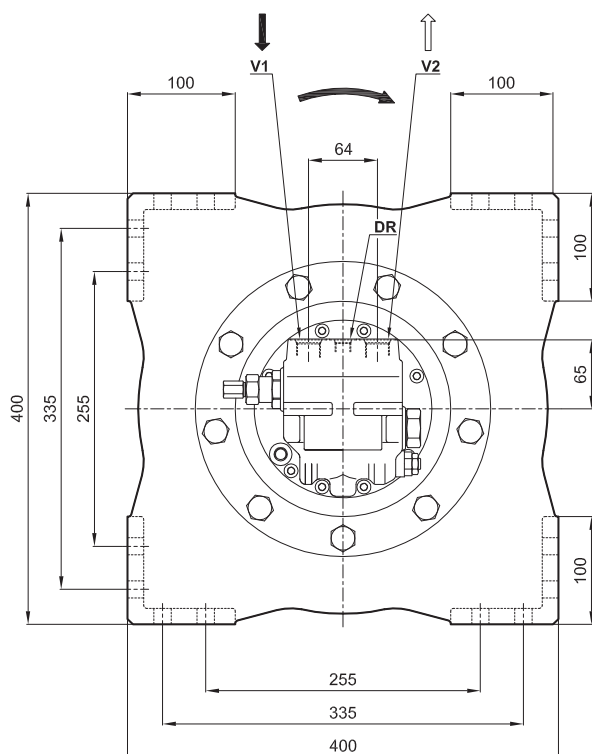
The dimensions shown can be used as reference

Previous name: BW1950VT

distinctive features: Square frame

motor displacement: 34 cm³/rev, Integrated motor

Max backpressure on return Line: 5 bar



*The data shown in this page are ONLY FOR INFORMATION. The actual data will be issued according to Customer Application and Duty Cycle.

Working layers	[n°]	1	2	3	4	5	-
						Storage length	
Line pull	[kg]	2490	2300	2140	2000	-	-
Maximum rope speed	[m/min]	34	37	40	43	-	-
Rope length	[m]	15	30	48	66	86	-

Brevini® Motor	H4VA34
Starting lifting pressure	210 [bar]
Operating pressure	175 [bar]
Maximum oil flow at the motor	60 [l/min]
Minimum oil flow at the motor	10 [l/min]
Static braking torque	232 [Nm]
Gear ratio	38,2 [i]

Advised rope diameter	12 [mm]
Oil quantity	1,25 [l]
Weight	128 [kg]
Oil fill/drain plug	G1/2 T
Lifting port	7/8-14 UNF V1
Lowering port	7/8-14 UNF V2
Motor drain port	9/16-18 UNF DR

Winch mechanisms classification in agreement with F.E.M. (1.001) (Third edition revised on 01.10.1998) **M6 (T6-L2)** $n_2 = 25$ rpm

For safety reasons always keep at least 3 wraps of rope wrapped on the drum

Use 8.8 grade screws to fix the winch

Technical features may change with no previous notice from the manufacturer

THE PRESENT WINCH CAN'T BE USED FOR LIFTING OF PERSONNEL

The MBL of the Rope must be verified according to the requested Safety Factors

TIPO ARGANO / WINCH TYPE

BWF3000

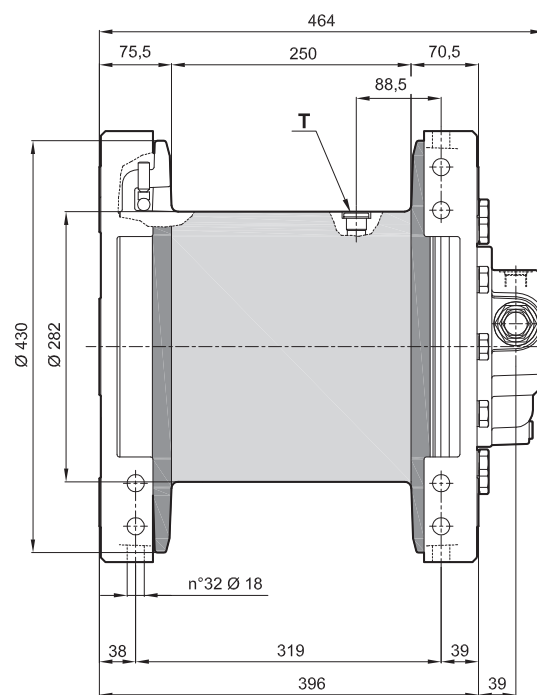
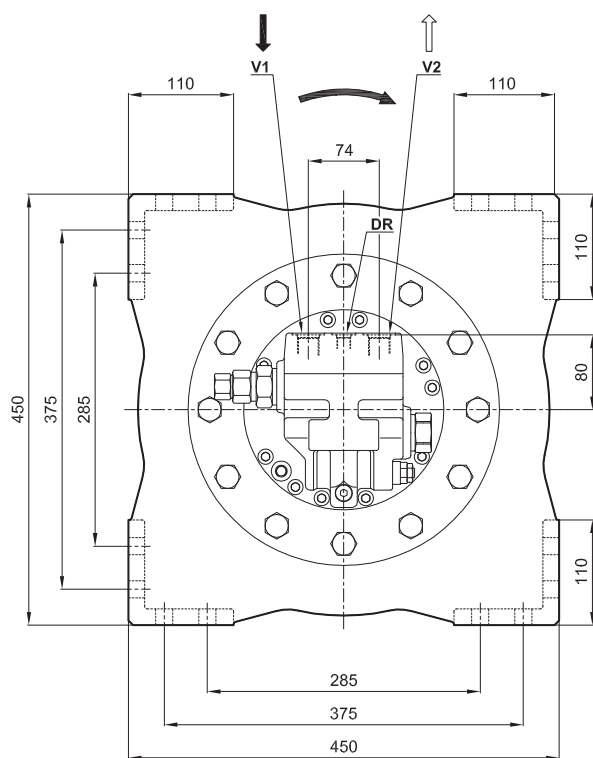
The dimensions shown can be used as reference

Previous name: BW2250

distinctive features: Squire frame

motor displacement: 64 cm³/rev, Integrated motor

Max backpressure on return Line: 5 bar



**The data shown in this page are ONLY FOR INFORMATION. The actual data will be issued according to Customer Application and Duty Cycle.*

Working layers	[n°]	1	2	3	4	-	-
					Storage length		
Line pull	[kg]	3400	3130	2900	-	-	-
Maximum rope speed	[m/min]	42	46	50	-	-	-
Rope length	[m]	14	30	47	65	-	-

Brevini® Motor	H4VA64
Starting lifting pressure	180 [bar]
Operating pressure	150 [bar]
Maximum oil flow at the motor	120 [l/min]
Minimum oil flow at the motor	15 [l/min]
Static braking torque	626 [Nm]
Gear ratio	38,2 [i]

Advised rope diameter	15 [mm]
Oil quantity	2 [l]
Weight	205 [kg]
Oil fill/drain plug	G1/2 T
Lifting port	7/8-14 UNF V1
Lowering port	7/8-14 UNF V2
Motor drain port	3/4-16 UNF DR

Winch mechanisms classification in agreement with F.E.M. (1.001) (Third edition revised on 01.10.1998) **M5 (T5-L2)** $n_2 = 25$ rpm

For safety reasons always keep at least 3 wraps of rope wrapped on the drum

Use 8.8 grade screws to fix the winch

Technical features may change with no previous notice from the manufacturer

THE PRESENT WINCH CAN'T BE USED FOR LIFTING OF PERSONNEL

The MBL of the Rope must be verified according to the requested Safety Factors

TIPO ARGANO / WINCH TYPE

BWF3000

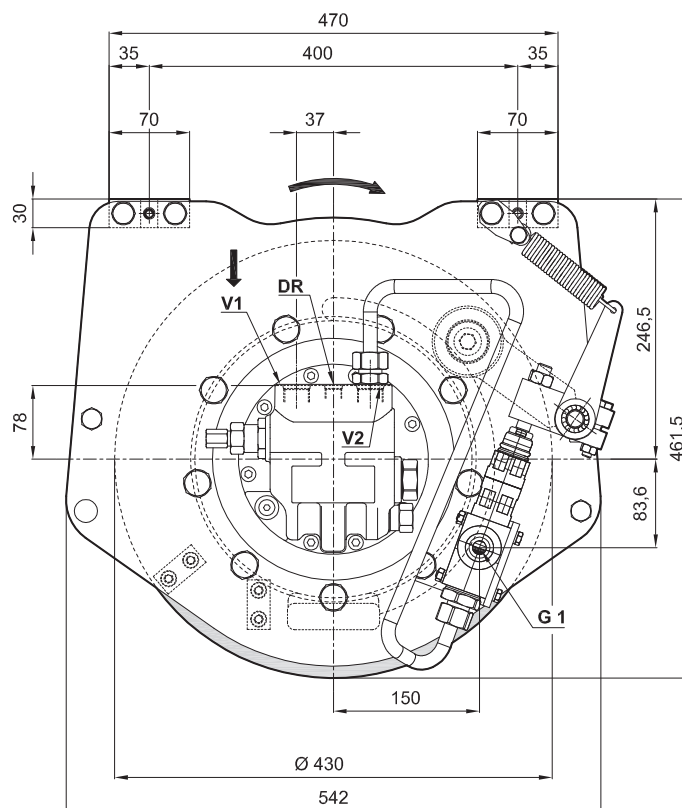
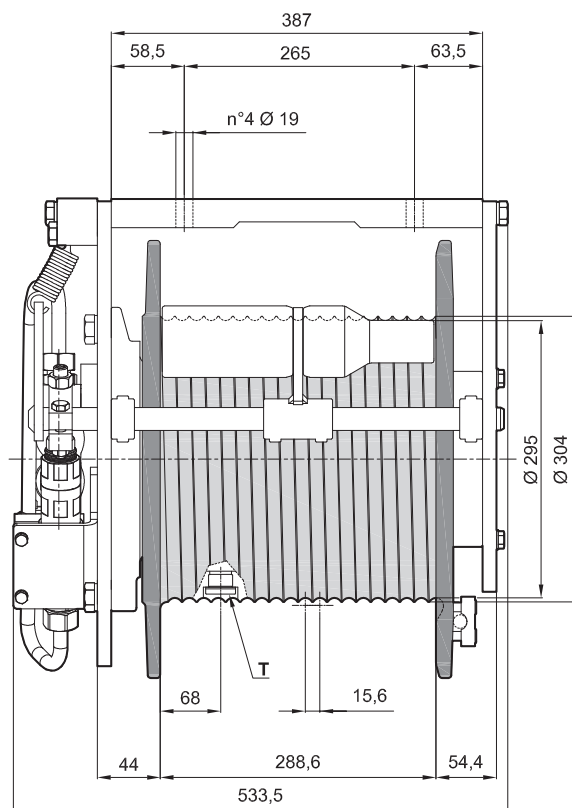
The dimensions shown can be used as reference

Previous name: BWF3000-P

distinctive features: Round frame, hydraulic pressure roller

motor displacement: 64 cm³/rev, Integrated motor

Max backpressure on return Line: 5 bar



*The data shown in this page are ONLY FOR INFORMATION. The actual data will be issued according to Customer Application and Duty Cycle.

Working layers	[n°]	1	2	3	4	-	-
					Storage length		
Line pull	[kg]	3520	3250	3020	-	-	-
Maximum rope speed	[m/min]	44	48	52	-	-	-
Rope length	[m]	17	36	56	77	-	-

Brevini® Motor	H4VA64
Starting lifting pressure	190 [bar]
Operating pressure	160 [bar]
Maximum oil flow at the motor	120 [l/min]
Minimum oil flow at the motor	15 [l/min]
Static braking torque	626 [Nm]
Gear ratio	38,2 [i]

Advised rope diameter	15 [mm]
Oil quantity	2 [l]
Weight	250 [kg]
Oil fill/drain plug	G1/2 T
Lifting port	7/8-14 UNF V1
Lowering port	7/8-14 UNF V2
Motor drain port	3/4-16 UNF DR

Winch mechanisms classification in agreement with F.E.M. (1.001) (Third edition revised on 01.10.1998) **M4 (T4-L2)** $n_2 = 25$ rpm

For safety reasons always keep at least 3 wraps of rope wrapped on the drum

Use 8.8 grade screws to fix the winch

Technical features may change with no previous notice from the manufacturer

THE PRESENT WINCH CAN'T BE USED FOR LIFTING OF PERSONNEL

The MBL of the Rope must be verified according to the requested Safety Factors

TIPO ARGANO / WINCH TYPE

BWF3000

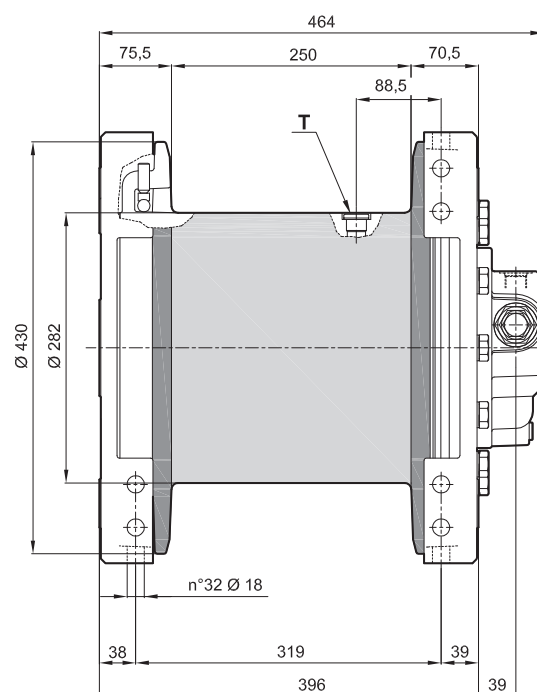
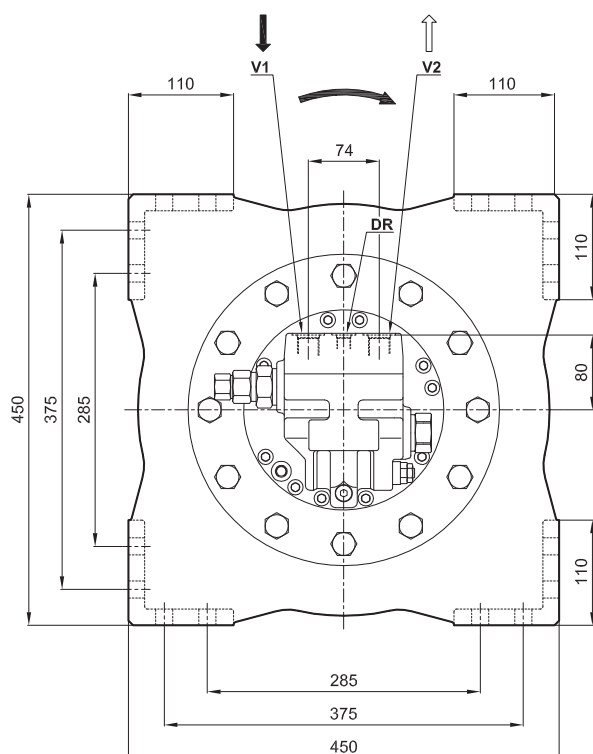
The dimensions shown can be used as reference

Previous name: BWC3000

distinctive features: Square frame

motor displacement: 64 cm³/rev, Integrated motor

Max backpressure on return Line: 5 bar



*The data shown in this page are ONLY FOR INFORMATION. The actual data will be issued according to Customer Application and Duty Cycle.

Working layers	[n°]	1	2	3	4	-	-
					Storage length		
Line pull	[kg]	4000	3680	3410	-	-	-
Maximum rope speed	[m/min]	42	46	50	-	-	-
Rope length	[m]	14	30	47	65	-	-

Brevini® Motor	H4VA64
Starting lifting pressure	210 [bar]
Operating pressure	175 [bar]
Maximum oil flow at the motor	120 [l/min]
Minimum oil flow at the motor	15 [l/min]
Static braking torque	626 [Nm]
Gear ratio	38,2 [i]

Advised rope diameter	15 [mm]
Oil quantity	2 [l]
Weight	205 [kg]
Oil fill/drain plug	G1/2 T
Lifting port	7/8-14 UNF V1
Lowering port	7/8-14 UNF V2
Motor drain port	3/4-16 UNF DR

Winch mechanisms classification in agreement with F.E.M. (1.001) (Third edition revised on 01.10.1998) **M3 (T3-L2)** $n_2 = 25$ rpm

For safety reasons always keep at least 3 wraps of rope wrapped on the drum

Use 8.8 grade screws to fix the winch

Technical features may change with no previous notice from the manufacturer

THE PRESENT WINCH CAN'T BE USED FOR LIFTING OF PERSONNEL

The MBL of the Rope must be verified according to the requested Safety Factors

BWF3000

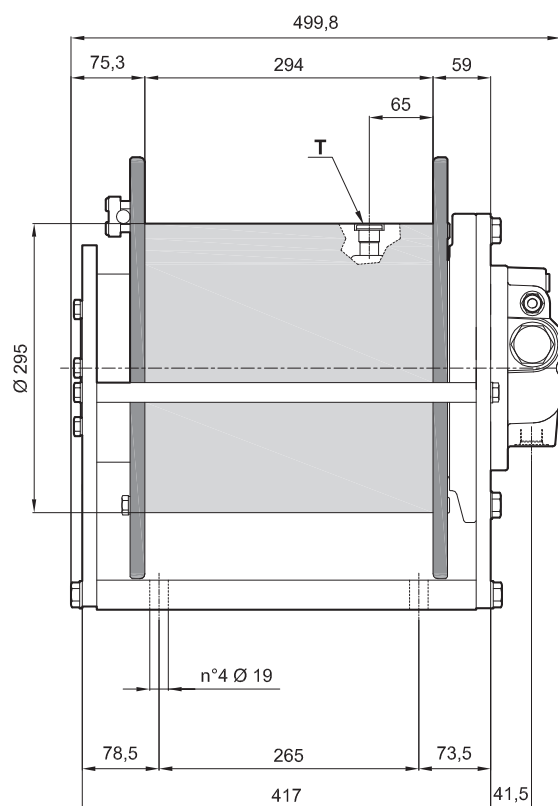
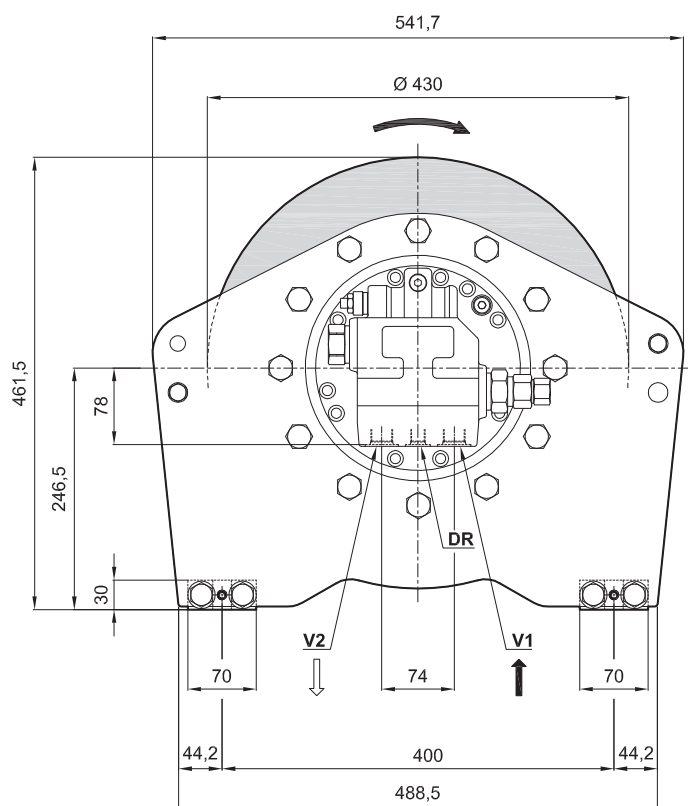
The dimensions shown can be used as reference

Previous name: BWF3000

distinctive features: Round frame

motor displacement: 64 cm³/rev, Integrated motor

Max backpressure on return Line: 5 bar



**The data shown in this page are ONLY FOR INFORMATION. The actual data will be issued according to Customer Application and Duty Cycle.*

Working layers	[n°]	1	2	3	4	-	-
Line pull	[kg]	3810	3540	3300	-	-	-
Maximum rope speed	[m/min]	44	48	51	-	-	-
Rope length	[m]	19	39	62	85	-	-

Brevini® Motor	H4VA64	
Starting lifting pressure	205	[bar]
Operating pressure	175	[bar]
Maximum oil flow at the motor	120	[l/min]
Minimum oil flow at the motor	15	[l/min]
Static braking torque	626	[Nm]
Gear ratio	38,2	[i]

Advised rope diameter	14	[mm]
Oil quantity	2	[l]
Weight	250	[kg]
Oil fill/drain plug	G1/2	T
Lifting port	7/8-14 UNF	V1
Lowering port	7/8-14 UNF	V2
Motor drain port	3/4-16 UNF	DR

Winch mechanisms classification in agreement with F.E.M. (1.001) (Third edition revised on 01.10.1998) **M3 (T3-L2)** $n_2 = 25 \text{ rpm}$

For safety reasons always keep at least 3 wraps of rope wrapped on the drum

Use 8.8 grade screws to fix the winch

Technical features may change with no previous notice from the manufacturer

THE PRESENT WINCH CAN'T BE USED FOR LIFTING OF PERSONNEL

The MBL of the Rope must be verified according to the requested Safety Factors

TIPO ARGANO / WINCH TYPE

BWF6000

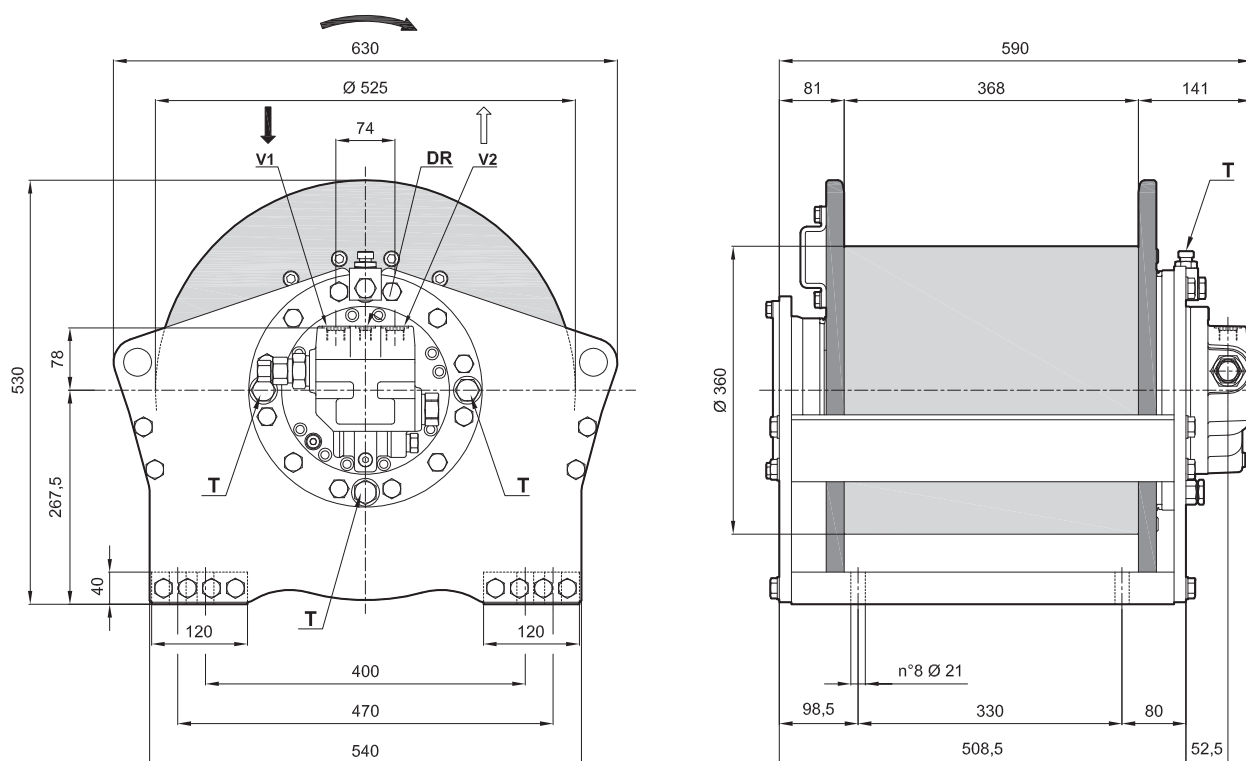
The dimensions shown can be used as reference

Previous name: BW3500

distinctive features: Round frame

motor displacement: 64 cm³/rev, Integrated motor

Max backpressure on return Line: 5 bar



**The data shown in this page are ONLY FOR INFORMATION. The actual data will be issued according to Customer Application and Duty Cycle.*

Working layers	[n°]	1	2	3	4	5	-
						Storage length	
Line pull	[kg]	4810	4480	4200	3950	-	-
Maximum rope speed	[m/min]	41	44	47	50	-	-
Rope length	[m]	26	52	82	113	146	-

Brevini® Motor	H4VA64
Starting lifting pressure	250 [bar]
Operating pressure	210 [bar]
Maximum oil flow at the motor	120 [l/min]
Minimum oil flow at the motor	15 [l/min]
Static braking torque	626 [Nm]
Gear ratio	49,8 [i]

Advised rope diameter	16 [mm]
Oil quantity	3,5 [l]
Weight	395 [kg]
Oil fill/drain plug	G1/2 T
Lifting port	7/8-14 UNF V1
Lowering port	7/8-14 UNF V2
Motor drain port	3/4-16 UNF DR

Winch mechanisms classification in agreement with F.E.M. (1.001) (Third edition revised on 01.10.1998) **M7 (T6-L3)** $n_2 = 25$ rpm

For safety reasons always keep at least 3 wraps of rope wrapped on the drum

Use 8.8 grade screws to fix the winch

Technical features may change with no previous notice from the manufacturer

THE PRESENT WINCH CAN'T BE USED FOR LIFTING OF PERSONNEL

The MBL of the Rope must be verified according to the requested Safety Factors

TIPO ARGANO / WINCH TYPE

BWF6000

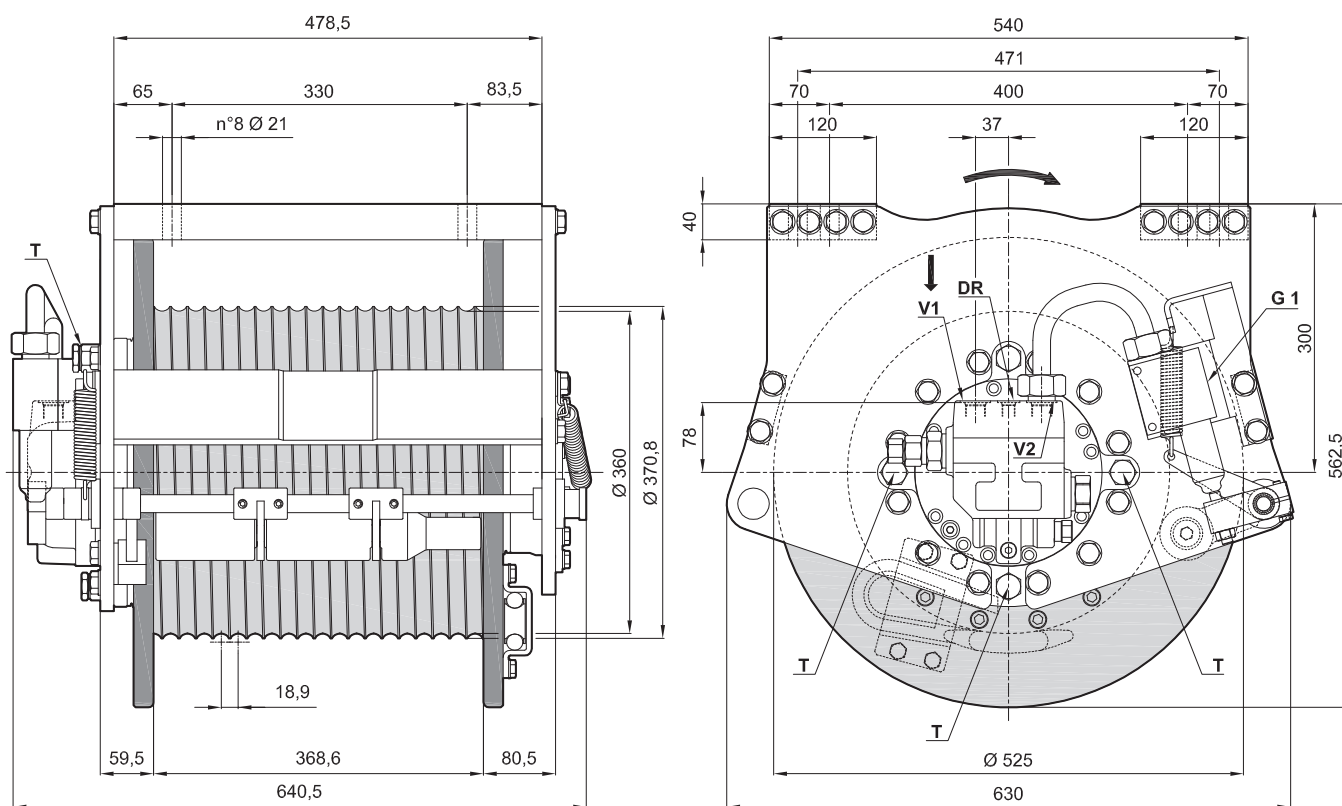
The dimensions shown can be used as reference

Previous name: **BWF4100-P**

distinctive features: Round frame, hydraulic pressure roller

motor displacement: 64 cm³/rev, Integrated motor

Max backpressure on return Line: 5 bar



*The data shown in this page are ONLY FOR INFORMATION. The actual data will be issued according to Customer Application and Duty Cycle.

Working layers	[n°]	1	2	3	4	-	-
					Storage length		
Line pull	[kg]	7030	6500	6040	-	-	-
Maximum rope speed	[m/min]	29	31	33	-	-	-
Rope length	[m]	23	46	73	101	-	-

Brevini® Motor	H4VA64
Starting lifting pressure	255 [bar]
Operating pressure	215 [bar]
Maximum oil flow at the motor	120 [l/min]
Minimum oil flow at the motor	15 [l/min]
Static braking torque	626 [Nm]
Gear ratio	71,4 [i]

Advised rope diameter	18 [mm]
Oil quantity	3,5 [l]
Weight	407 [kg]
Oil fill/drain plug	G1/2 T
Lifting port	7/8-14 UNF V1
Lowering port	7/8-14 UNF V2
Motor drain port	3/4-16 UNF DR

Winch mechanisms classification in agreement with F.E.M. (1.001) (Third edition revised on 01.10.1998) **M5 (T5-L2)** $n_2 = 25$ rpm

For safety reasons always keep at least 3 wraps of rope wrapped on the drum

Use 8.8 grade screws to fix the winch

Technical features may change with no previous notice from the manufacturer

THE PRESENT WINCH CAN'T BE USED FOR LIFTING OF PERSONNEL

The MBL of the Rope must be verified according to the requested Safety Factors

TIPO ARGANO / WINCH TYPE

BWF6000

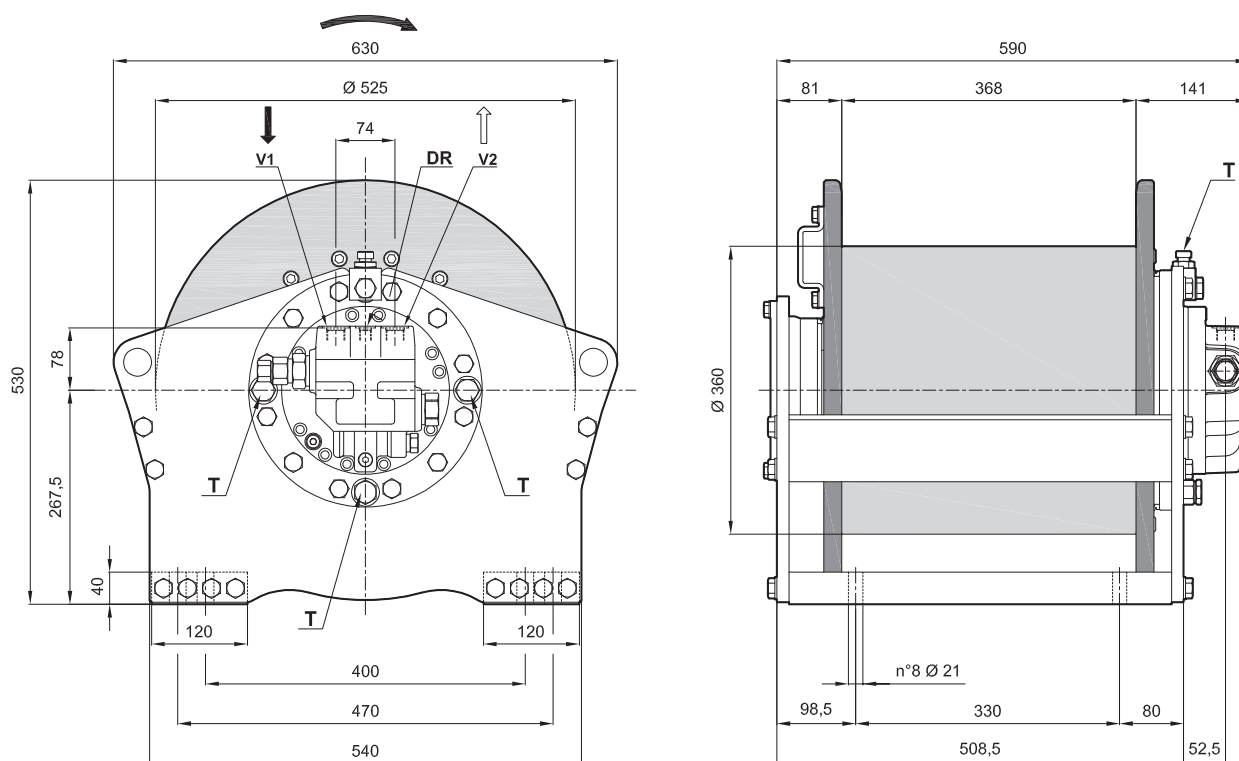
The dimensions shown can be used as reference

Previous name: BW4100

distinctive features: Round frame

motor displacement: 64 cm³/rev, Integrated motor

Max backpressure on return Line: 5 bar



**The data shown in this page are ONLY FOR INFORMATION. The actual data will be issued according to Customer Application and Duty Cycle.*

Working layers	[n°]	1	2	3	4	-	-
					Storage length		
Line pull	[kg]	5930	5480	5100	-	-	-
Maximum rope speed	[m/min]	43	46	50	-	-	-
Rope length	[m]	23	47	74	102	-	-

Brevini® Motor	H4VA64	Advised rope diameter	18	[mm]	
Starting lifting pressure	320	[bar]	Oil quantity	3,5	[l]
Operating pressure	270	[bar]	Weight	395	[kg]
Maximum oil flow at the motor	120	[l/min]	Oil fill/drain plug	G1/2	T
Minimum oil flow at the motor	15	[l/min]	Lifting port	7/8-14 UNF	V1
Static braking torque	626	[Nm]	Lowering port	7/8-14 UNF	V2
Gear ratio	48	[i]	Motor drain port	3/4-16 UNF	DR

Winch mechanisms classification in agreement with F.E.M. (1.001) (Third edition revised on 01.10.1998) **M6 (T6-L2)** $n_2 = 25$ rpm

For safety reasons always keep at least 3 wraps of rope wrapped on the drum

Use 8.8 grade screws to fix the winch

Technical features may change with no previous notice from the manufacturer

THE PRESENT WINCH CAN'T BE USED FOR LIFTING OF PERSONNEL

The MBL of the Rope must be verified according to the requested Safety Factors

TIPO ARGANO / WINCH TYPE

BWF6000

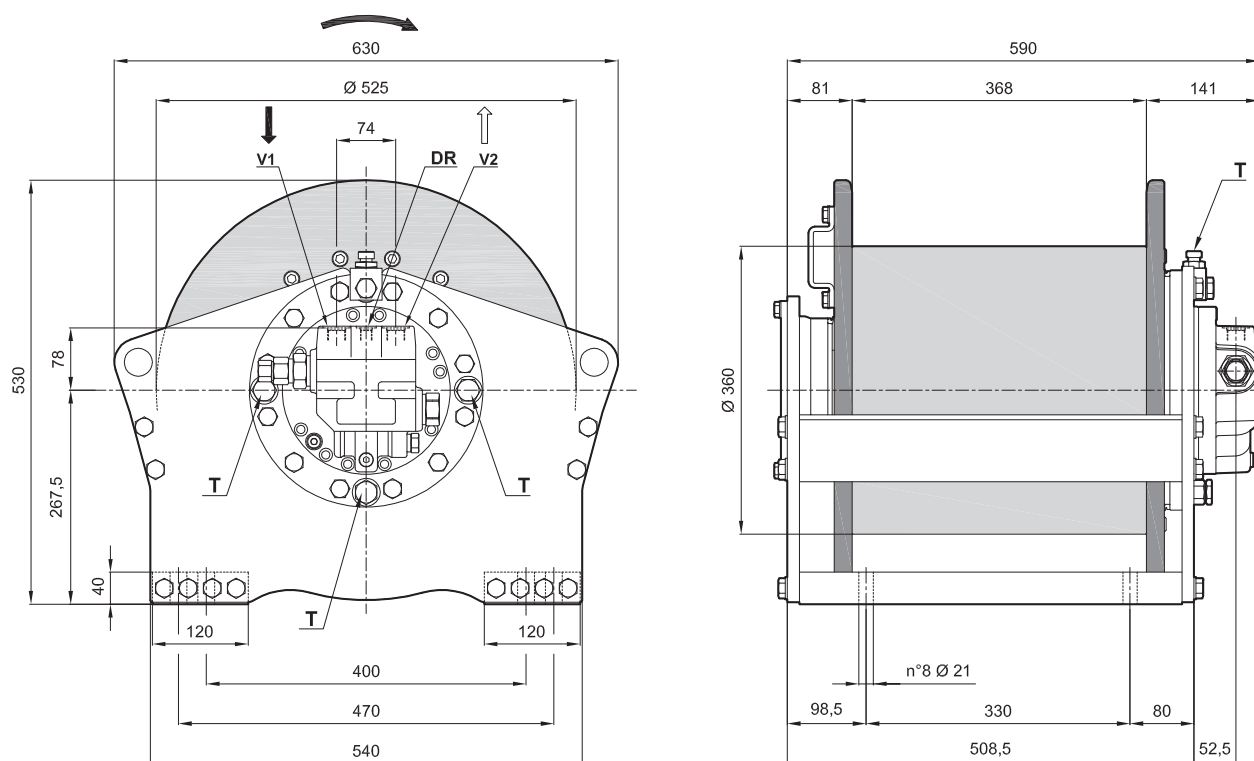
The dimensions shown can be used as reference

Previous name: BW5200

distinctive features: Round frame

motor displacement: 64 cm³/rev, Integrated motor

Max backpressure on return Line: 5 bar



**The data shown in this page are ONLY FOR INFORMATION. The actual data will be issued according to Customer Application and Duty Cycle.*

Working layers	[n°]	1	2	3	4	-	-
					Storage length		
Line pull	[kg]	6980	6400	5910	-	-	-
Maximum rope speed	[m/min]	36	40	43	-	-	-
Rope length	[m]	21	42	67	93	-	-

Brevini® Motor	H4VA64	
Starting lifting pressure	320	[bar]
Operating pressure	270	[bar]
Maximum oil flow at the motor	120	[l/min]
Minimum oil flow at the motor	15	[l/min]
Static braking torque	626	[Nm]
Gear ratio	56,8	[i]

Advised rope diameter	20	[mm]
Oil quantity	3,5	[l]
Weight	395	[kg]
Oil fill/drain plug	G1/2	T
Lifting port	7/8-14 UNF	V1
Lowering port	7/8-14 UNF	V2
Motor drain port	3/4-16 UNF	DR

Winch mechanisms classification in agreement with F.E.M. (1.001) (Third edition revised on 01.10.1998) **M5 (T5-L2)** $n_2 = 25$ rpm

For safety reasons always keep at least 3 wraps of rope wrapped on the drum

Use 8.8 grade screws to fix the winch

Technical features may change with no previous notice from the manufacturer

THE PRESENT WINCH CAN'T BE USED FOR LIFTING OF PERSONNEL

The MBL of the Rope must be verified according to the requested Safety Factors

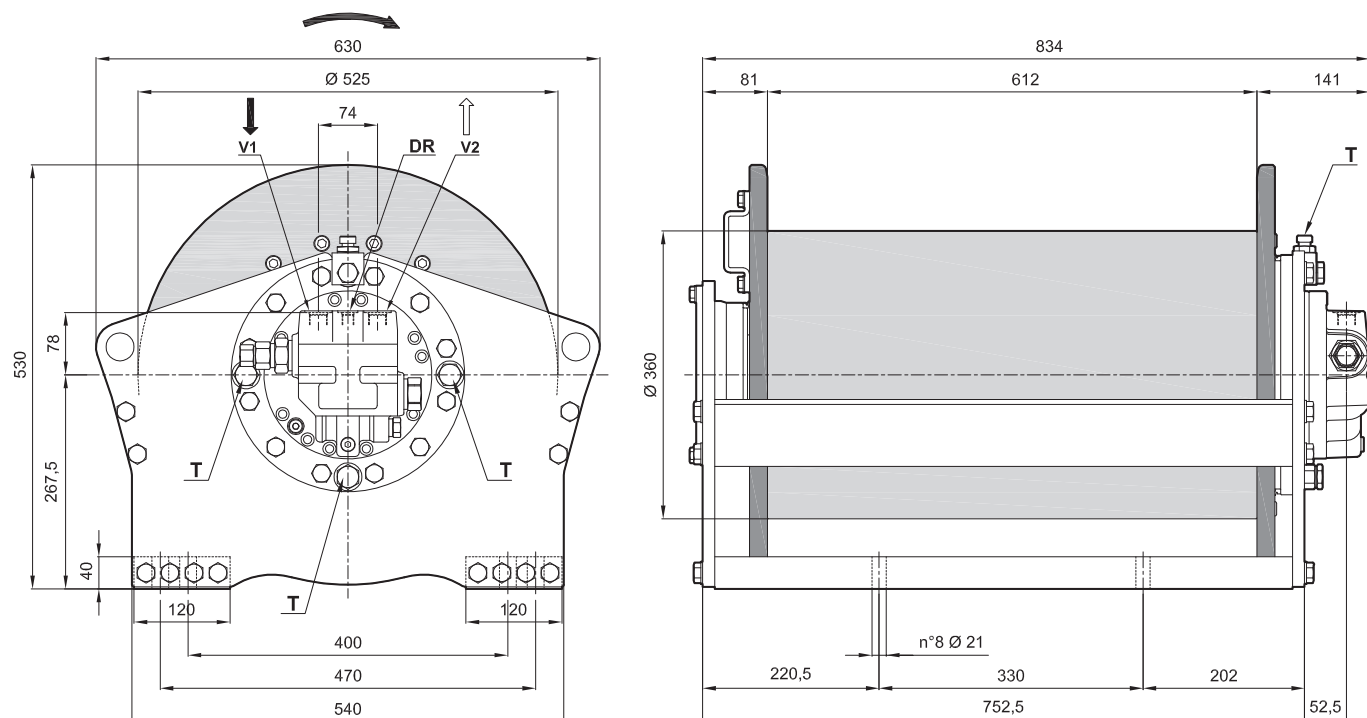
TIPO ARGANO / WINCH TYPE

BWF6000

The dimensions shown can be used as reference

Previous name: BW5200L

distinctive features: Round frame, Long drum
 motor displacement: 64 cm³/rev, Integrated motor
 Max backpressure on return Line: 5 bar



**The data shown in this page are ONLY FOR INFORMATION. The actual data will be issued according to Customer Application and Duty Cycle.*

Working layers	[n°]	1	2	3	4	-	-
					Storage length		
Line pull	[kg]	6980	6400	5910	-	-	-
Maximum rope speed	[m/min]	36	40	43	-	-	-
Rope length	[m]	35	72	113	156	-	-

Brevini® Motor	H4VA64
Starting lifting pressure	320 [bar]
Operating pressure	270 [bar]
Maximum oil flow at the motor	120 [l/min]
Minimum oil flow at the motor	15 [l/min]
Static braking torque	626 [Nm]
Gear ratio	56,8 [i]

Advised rope diameter	20 [mm]
Oil quantity	3,5 [l]
Weight	470 [kg]
Oil fill/drain plug	G1/2 T
Lifting port	7/8-14 UNF V1
Lowering port	7/8-14 UNF V2
Motor drain port	3/4-16 UNF DR

Winch mechanisms classification in agreement with F.E.M. (1.001) (Third edition revised on 01.10.1998) **M5 (T5-L2)** $n_2 = 25$ rpm

For safety reasons always keep at least 3 wraps of rope wrapped on the drum

Use 8.8 grade screws to fix the winch

Technical features may change with no previous notice from the manufacturer

THE PRESENT WINCH CAN'T BE USED FOR LIFTING OF PERSONNEL

The MBL of the Rope must be verified according to the requested Safety Factors

Serie “DW”

Costruzione compatta e leggera, con motorizzazione idraulica di tipo orbitale, con tiri diretti di 500 daN del modello “DW050” e 900 daN del “DW090”. Sono argani ideali nelle applicazioni dove la semplicità d’uso e l’economicità della soluzione sono il requisito principale.

“DW” Series

Compact, lightweight construction with hydraulic orbital drive, with direct pull of 500 daN for the “DW050” model and 900 daN for the “DW090”. They are ideal winches in applications where ease of use and cost-effectiveness of the solution are the main requirement.

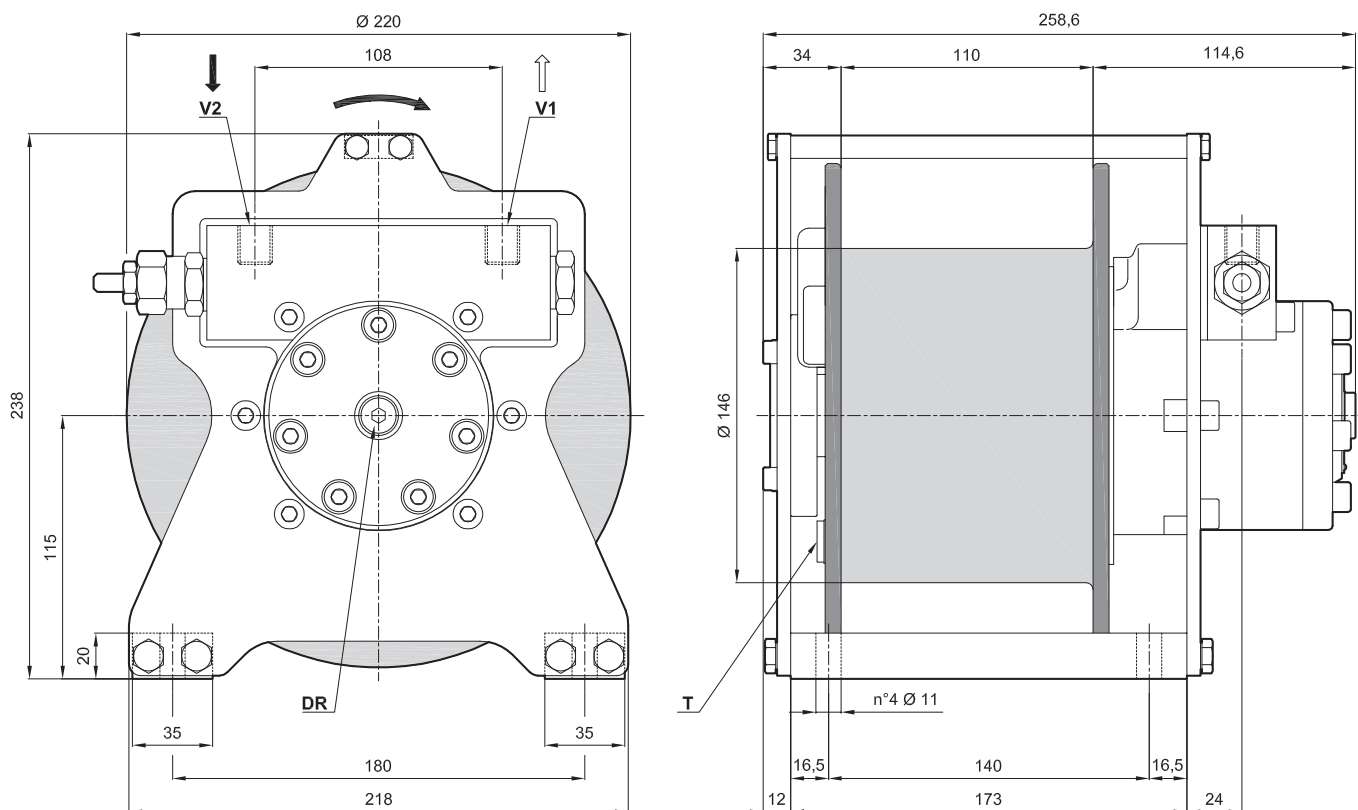
TIPO ARGANO / WINCH TYPE

DW050

The dimensions shown can be used as reference

Previous name: DW050

Max backpressure on return Line: 5 bar



*The data shown in this page are ONLY FOR INFORMATION. The actual data will be issued according to Customer Application and Duty Cycle.

Working layers	[n°]	1	2	3	4	5	-
						Storage length	
Line pull	[kg]	500	470	440	410	-	-
Maximum rope speed	[m/min]	97	103	110	117	-	-
Rope length	[m]	8	16	26	35	46	-

Brevini® Motor	BRZV250
Starting lifting pressure	150 [bar]
Operating pressure	120 [bar]
Maximum oil flow at the motor	60 [l/min]
Minimum oil flow at the motor	8 [l/min]
Static braking torque	560 [Nm]
Gear ratio	1 [i]

Advised rope diameter	6 [mm]
Oil quantity	0,15 [l]
Weight	27 [kg]
Oil fill/drain plug	G1/4 T
Lifting port	G3/8 V1
Lowering port	G3/8 V2
Motor drain port	G1/4 DR

Winch mechanisms classification in agreement with F.E.M. (1.001) (Third edition revised on 01.10.1998) - $n_2 = 25 \text{ rpm}$

For safety reasons always keep at least 3 wraps of rope wrapped on the drum

Use 8.8 grade screws to fix the winch

Technical features may change with no previous notice from the manufacturer

THE PRESENT WINCH CAN'T BE USED FOR LIFTING OF PERSONNEL

The MBL of the Rope must be verified according to the requested Safety Factors

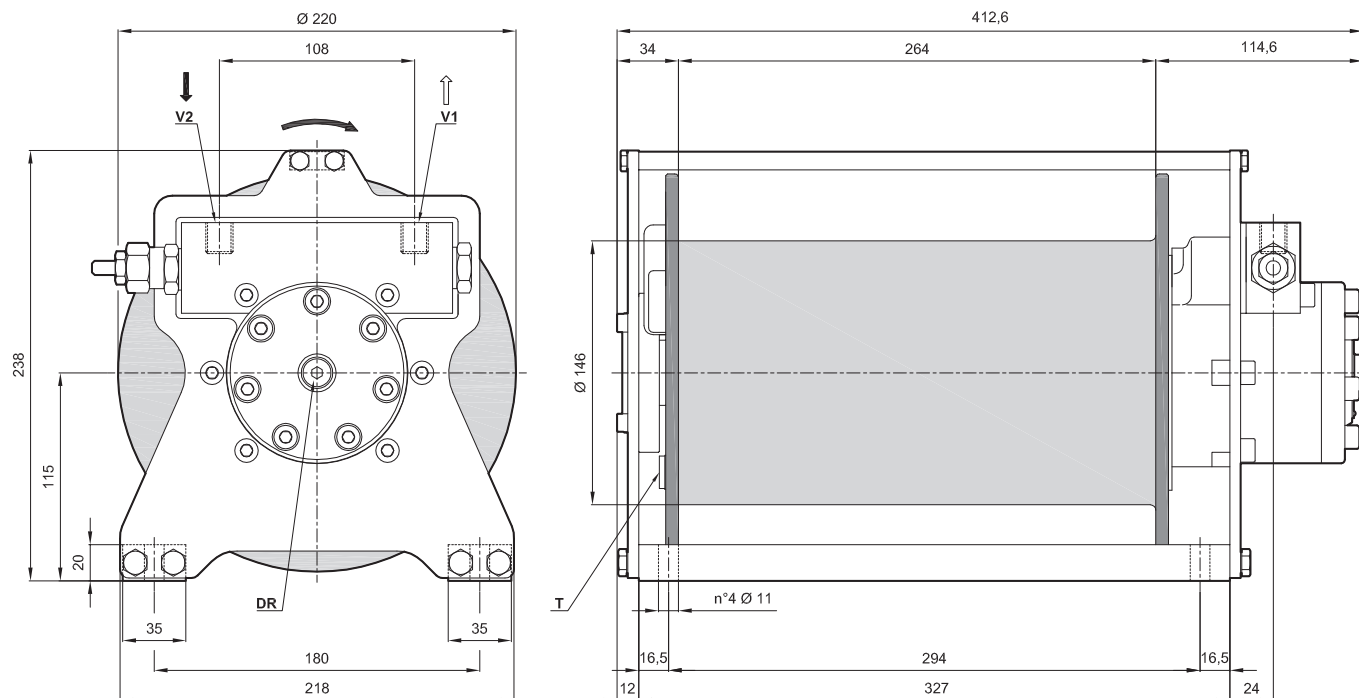
TIPO ARGANO / WINCH TYPE

DW050

The dimensions shown can be used as reference

Previous name: DW050L

Max backpressure on return Line: 5 bar



*The data shown in this page are ONLY FOR INFORMATION. The actual data will be issued according to Customer Application and Duty Cycle.

Working layers	[n°]	1	2	3	4	5	-
						Storage length	
Line pull	[kg]	500	470	440	410	-	-
Maximum rope speed	[m/min]	97	103	110	117	-	-
Rope length	[m]	20	41	64	87	113	-

Brevini® Motor	BRZV250
Starting lifting pressure	150 [bar]
Operating pressure	120 [bar]
Maximum oil flow at the motor	60 [l/min]
Minimum oil flow at the motor	8 [l/min]
Static braking torque	560 [Nm]
Gear ratio	1 [i]

Advised rope diameter	6 [mm]
Oil quantity	0,9 [l]
Weight	40 [kg]
Oil fill/drain plug	G1/4 T
Lifting port	G3/8 V1
Lowering port	G3/8 V2
Motor drain port	G1/4 DR

Winch mechanisms classification in agreement with F.E.M. (1.001) (Third edition revised on 01.10.1998) - $n_2 = 25$ rpm

For safety reasons always keep at least 3 wraps of rope wrapped on the drum

Use 8.8 grade screws to fix the winch

Technical features may change with no previous notice from the manufacturer

THE PRESENT WINCH CAN'T BE USED FOR LIFTING OF PERSONNEL

The MBL of the Rope must be verified according to the requested Safety Factors

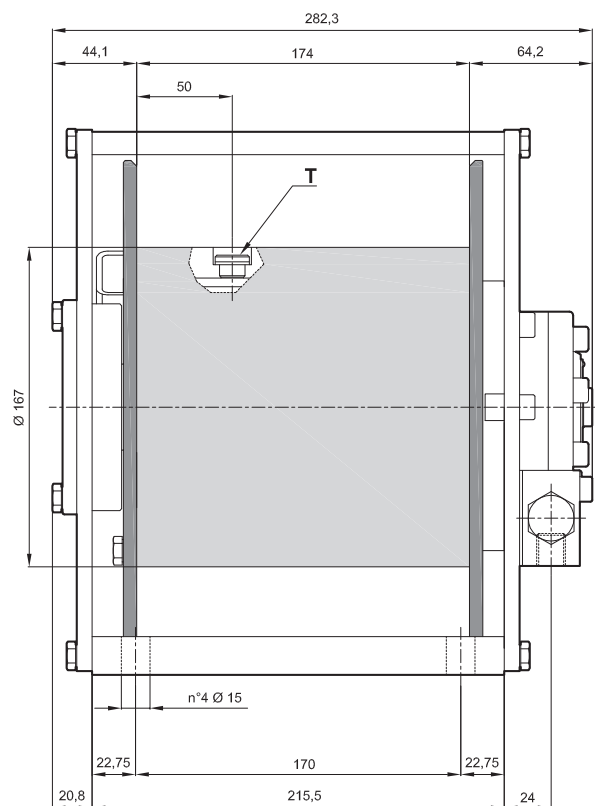
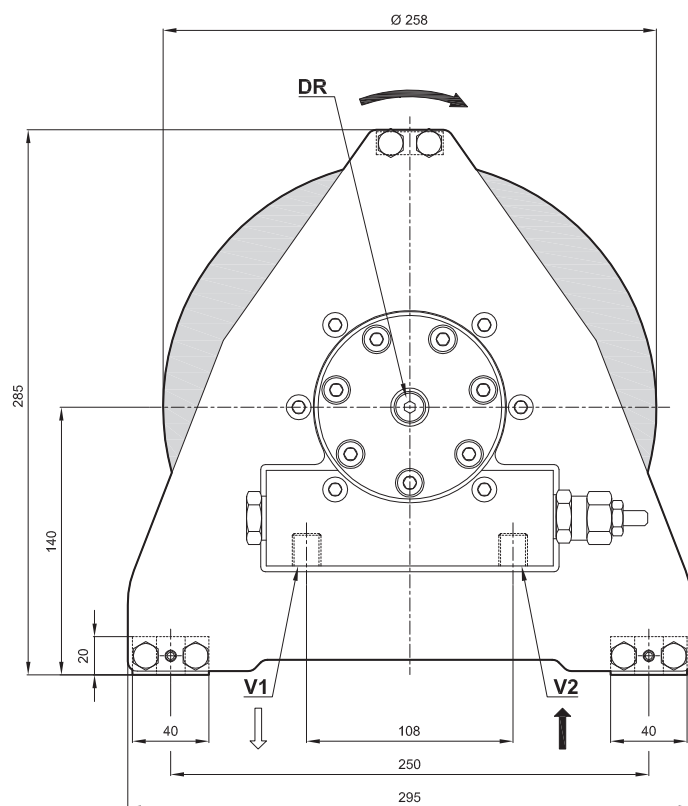
TIPO ARGANO / WINCH TYPE

DW090

The dimensions shown can be used as reference

Previous name: DW090

Max backpressure on return Line: 5 bar



*The data shown in this page are ONLY FOR INFORMATION. The actual data will be issued according to Customer Application and Duty Cycle.

Working layers	[n°]	1	2	3	4	5	-
						Storage length	
Line pull	[kg]	900	830	780	730	-	-
Maximum rope speed	[m/min]	57	62	66	71	-	-
Rope length	[m]	11	23	36	50	65	-

Brevini® Motor	BRZV100
Starting lifting pressure	165 [bar]
Operating pressure	130 [bar]
Maximum oil flow at the motor	60 [l/min]
Minimum oil flow at the motor	8 [l/min]
Static braking torque	380 [Nm]
Gear ratio	4,87 [i]

Advised rope diameter	8 [mm]
Oil quantity	0,35 [l]
Weight	40 [kg]
Oil fill/drain plug	G1/4 T
Lifting port	G3/8 V1
Lowering port	G3/8 V2
Motor drain port	G1/4 DR

Winch mechanisms classification in agreement with F.E.M. (1.001) (Third edition revised on 01.10.1998) **M5 (T5-L2)** $n_2 = 25$ rpm

For safety reasons always keep at least 3 wraps of rope wrapped on the drum

Use 8.8 grade screws to fix the winch

Technical features may change with no previous notice from the manufacturer

THE PRESENT WINCH CAN'T BE USED FOR LIFTING OF PERSONNEL

The MBL of the Rope must be verified according to the requested Safety Factors

Serie “EGO”

Evoluzione di alcune grandezze degli argani “BWF”, sono argani pensati per soddisfare la maggiore parte delle applicazioni standard.

Sono disponibili in due versioni: con motorizzazione idraulica a pistoncini assiali completa di valvole di controllo del carico in discesa e del comando apertura freno negativo incorporate all'interno del coperchio di chiusura del motore stesso, freno lamellare negativo, tamburo avvolgi fune al cui interno hanno sede gli stadi di riduzione epicicloidali Brevini®, ma anche nella versione a motorizzazione idraulica orbitale. Essi vengono utilizzati dove sono disponibili medie pressioni d'esercizio e portate idrauliche limitate.

Gli argani della serie EGO sono divisi in tre macro famiglie in funzione della taglia dello stadio di riduzione in uscita utilizzato che ne definisce nome, grandezza e prestazioni.

Prestazioni che vanno dal tiro diretto al primo strato di 1100 daN del modello “EGO025” ai 5500 daN del modello “EGO065”.

“EGO” Series

The evolution of the “BWF” winches, conceived to satisfy most standard applications .

Available in two version: with hydraulic axial piston motor drive, complete with control valves for the load on lowering and for the negative brake opening control that are built into the closing cover of the motor, negative lamellar brake and rope winding drum housing the Brevini® planetary gear reducer. They are also available in the version driven by orbital hydraulic motor with medium operating pressures and limited hydraulic flow rates.

The EGO series winches are grouped into three main families according to the size of the output gear planetary stage used which defines its name, size and performance.

Performance ranging from a first layer direct pull of 2000 daN for the “EGO025” to 4300 daN for the “EGO065”.

.

TIPO ARGANO / WINCH TYPE

EGO025

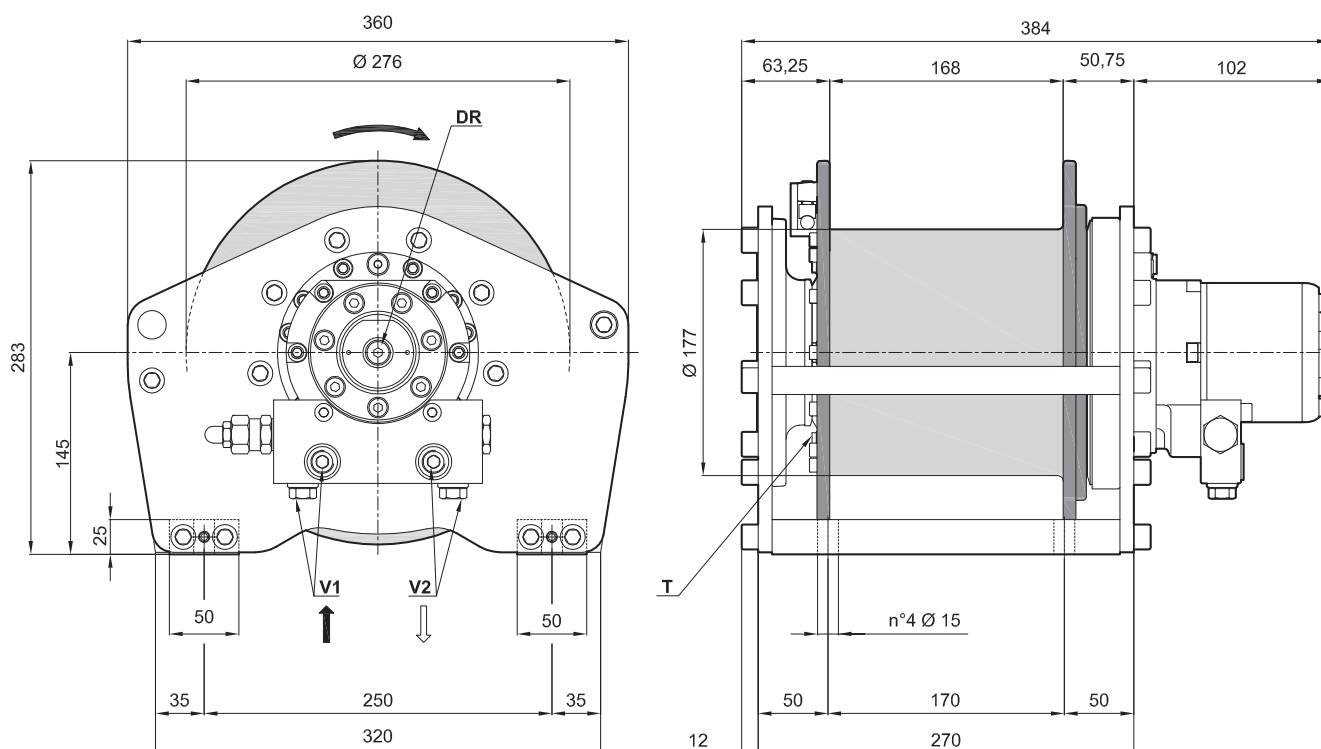
The dimensions shown can be used as reference

Previous name: EGO110LR

distinctive features: Round frame

motor displacement: 160 cm³/rev

Max backpressure on return Line: 5 bar



**The data shown in this page are ONLY FOR INFORMATION. The actual data will be issued according to Customer Application and Duty Cycle.*

Working layers	[n°]	1	2	3	4	5	-
						Storage length	
Line pull	[kg]	1100	1020	960	900	-	-
Maximum rope speed	[m/min]	47	50	53	57	-	-
Rope length	[m]	11	23	37	50	66	-

Brevini® Motor	BRZV160
Starting lifting pressure	165 [bar]
Operating pressure	130 [bar]
Maximum oil flow at the motor	60 [l/min]
Minimum oil flow at the motor	8 [l/min]
Static braking torque	860 [Nm]
Gear ratio	3,94 [i]

Advised rope diameter	8 [mm]
Oil quantity	0,9 [l]
Weight	61 [kg]
Oil fill/drain plug	G1/8 T
Lifting port	G3/8 V1
Lowering port	G3/8 V2
Motor drain port	G1/4 DR

Winch mechanisms classification in agreement with F.E.M. (1.001) (Third edition revised on 01.10.1998) **M7 (T5-L4)** $n_2 = 25$ rpm

For safety reasons always keep at least 3 wraps of rope wrapped on the drum

Use 8.8 grade screws to fix the winch

Technical features may change with no previous notice from the manufacturer

THE PRESENT WINCH CAN'T BE USED FOR LIFTING OF PERSONNEL

The MBL of the Rope must be verified according to the requested Safety Factors

TIPO ARGANO / WINCH TYPE

EGO025

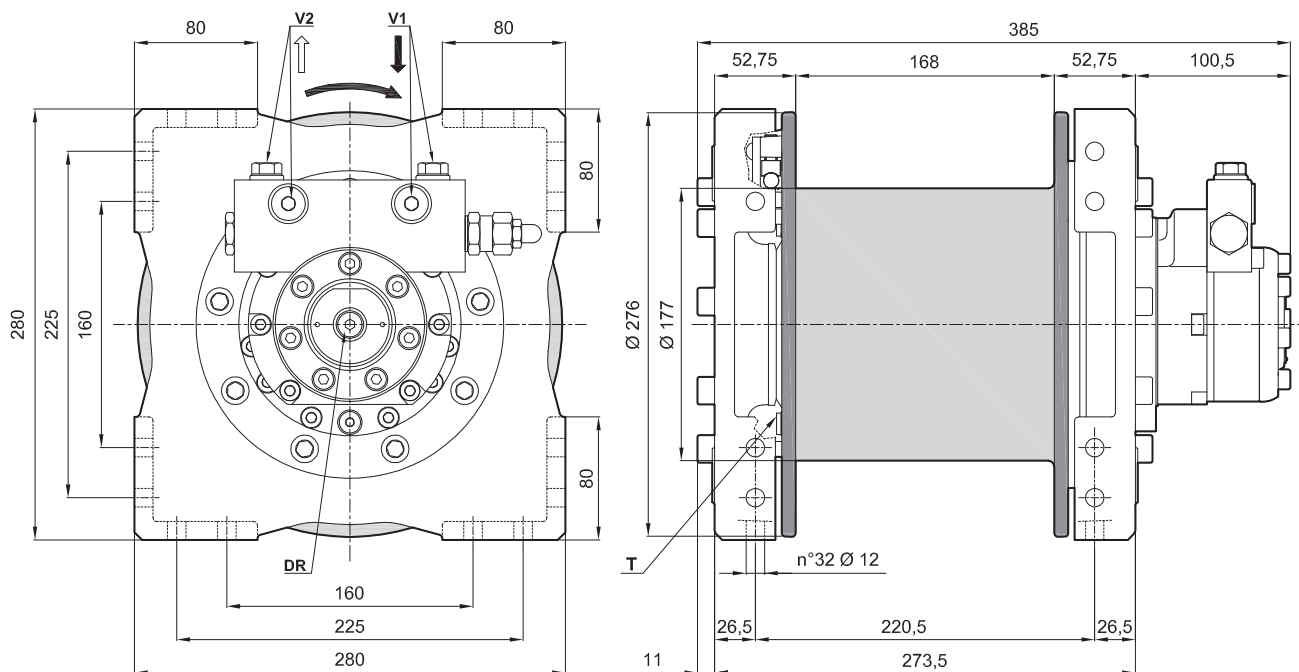
The dimensions shown can be used as reference

Previous name: EGO110LS

distinctive features: Square frame

motor displacement: 160 cm³/rev

Max backpressure on return Line: 5 bar



**The data shown in this page are ONLY FOR INFORMATION. The actual data will be issued according to Customer Application and Duty Cycle.*

Working layers	[n°]	1	2	3	4	5	-
						Storage length	
Line pull	[kg]	1100	1020	960	900	-	-
Maximum rope speed	[m/min]	47	50	53	57	-	-
Rope length	[m]	11	23	37	50	66	-

Brevini® Motor	BRZV160
Starting lifting pressure	165 [bar]
Operating pressure	130 [bar]
Maximum oil flow at the motor	60 [l/min]
Minimum oil flow at the motor	8 [l/min]
Static braking torque	860 [Nm]
Gear ratio	3,94 [i]

Advised rope diameter	8 [mm]
Oil quantity	0,9 [l]
Weight	59 [kg]
Oil fill/drain plug	G1/8 T
Lifting port	G3/8 V1
Lowering port	G3/8 V2
Motor drain port	G1/4 DR

Winch mechanisms classification in agreement with F.E.M. (1.001) (Third edition revised on 01.10.1998) **M7 (T5-L4)** $n_2 = 25$ rpm

For safety reasons always keep at least 3 wraps of rope wrapped on the drum

Use 8.8 grade screws to fix the winch

Technical features may change with no previous notice from the manufacturer

THE PRESENT WINCH CAN'T BE USED FOR LIFTING OF PERSONNEL

The MBL of the Rope must be verified according to the requested Safety Factors

TIPO ARGANO / WINCH TYPE

EGO025

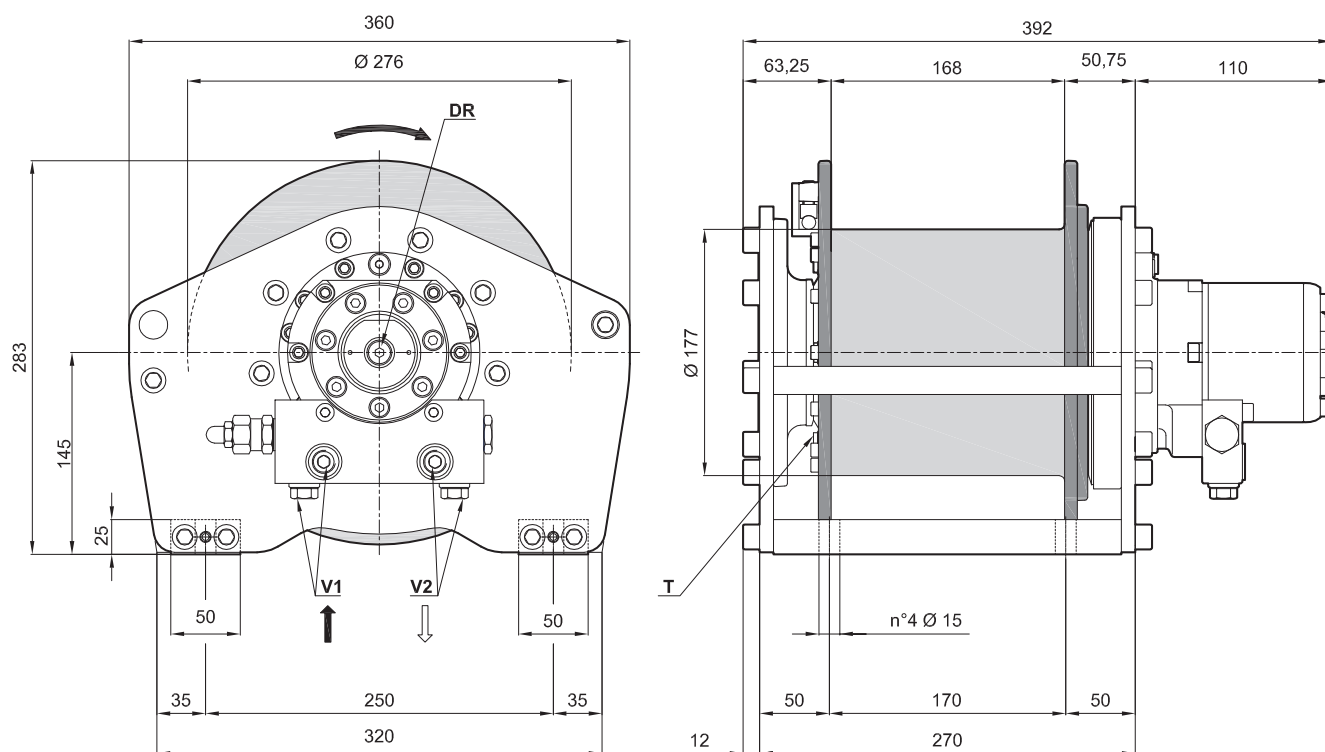
The dimensions shown can be used as reference

Previous name: EGO130LR

distinctive features: Round frame

motor displacement: 200 cm³/rev

Max backpressure on return Line: 5 bar



*The data shown in this page are ONLY FOR INFORMATION. The actual data will be issued according to Customer Application and Duty Cycle.

Working layers	[n°]	1	2	3	4	-	-
					Storage length		
Line pull	[kg]	1300	1190	1100	-	-	-
Maximum rope speed	[m/min]	38	41	44	-	-	-
Rope length	[m]	9	19	30	41	-	-

Brevini® Motor	BRZV200
Starting lifting pressure	155 [bar]
Operating pressure	125 [bar]
Maximum oil flow at the motor	60 [l/min]
Minimum oil flow at the motor	8 [l/min]
Static braking torque	860 [Nm]
Gear ratio	3,94 [i]

Advised rope diameter	10 [mm]
Oil quantity	0,9 [l]
Weight	61 [kg]
Oil fill/drain plug	G1/8 T
Lifting port	G3/8 V1
Lowering port	G3/8 V2
Motor drain port	G1/4 DR

Winch mechanisms classification in agreement with F.E.M. (1.001) (Third edition revised on 01.10.1998) **M5 (T5-L2)** $n_2 = 25$ rpm

For safety reasons always keep at least 3 wraps of rope wrapped on the drum

Use 8.8 grade screws to fix the winch

Technical features may change with no previous notice from the manufacturer

THE PRESENT WINCH CAN'T BE USED FOR LIFTING OF PERSONNEL

The MBL of the Rope must be verified according to the requested Safety Factors

TIPO ARGANO / WINCH TYPE

EGO025

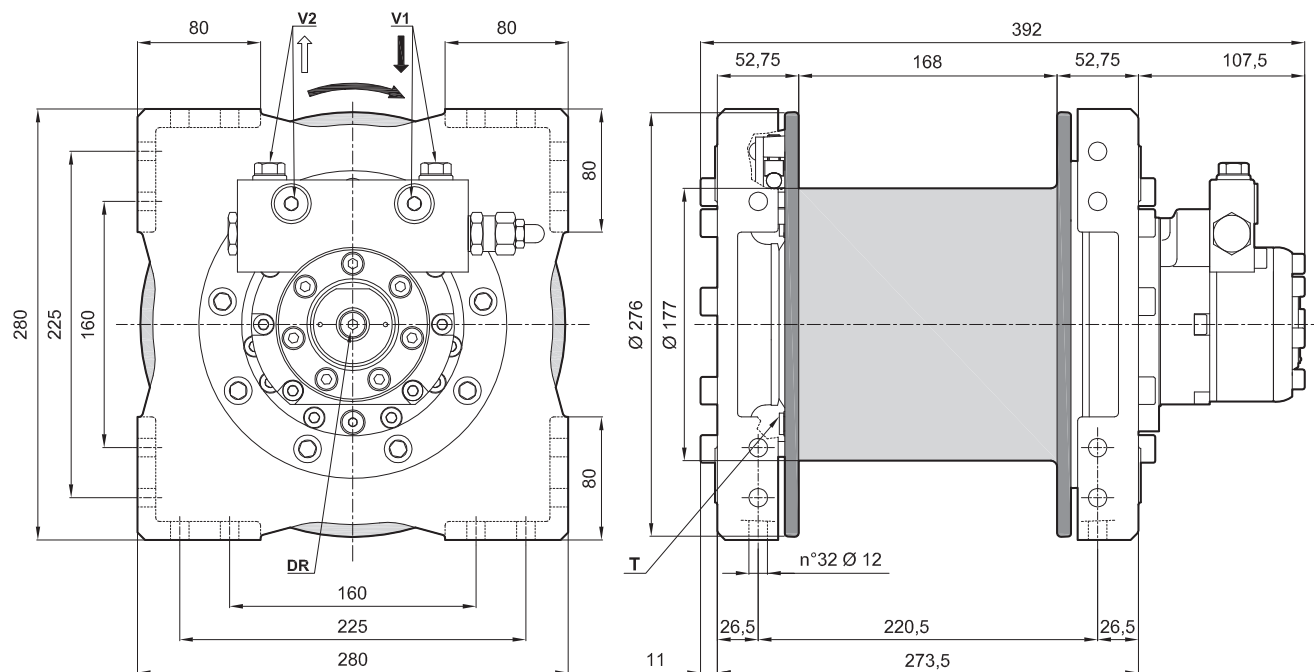
The dimensions shown can be used as reference

Previous name: EGO130LS

distinctive features: Square frame

motor displacement: 200 cm³/rev

Max backpressure on return Line: 5 bar



**The data shown in this page are ONLY FOR INFORMATION. The actual data will be issued according to Customer Application and Duty Cycle.*

Working layers	[n°]	1	2	3	4	-	-
					Storage length		
Line pull	[kg]	1300	1190	1100	-	-	-
Maximum rope speed	[m/min]	38	41	44	-	-	-
Rope length	[m]	9	19	30	41	-	-

Brevini® Motor	BRZV200
Starting lifting pressure	155 [bar]
Operating pressure	125 [bar]
Maximum oil flow at the motor	60 [l/min]
Minimum oil flow at the motor	8 [l/min]
Static braking torque	860 [Nm]
Gear ratio	3,94 [i]

Advised rope diameter	10 [mm]
Oil quantity	0,9 [l]
Weight	59 [kg]
Oil fill/drain plug	G1/8 T
Lifting port	G3/8 V1
Lowering port	G3/8 V2
Motor drain port	G1/4 DR

Winch mechanisms classification in agreement with F.E.M. (1.001) (Third edition revised on 01.10.1998) **M5 (T5-L2)** $n_2 = 25$ rpm

For safety reasons always keep at least 3 wraps of rope wrapped on the drum

Use 8.8 grade screws to fix the winch

Technical features may change with no previous notice from the manufacturer

THE PRESENT WINCH CAN'T BE USED FOR LIFTING OF PERSONNEL

The MBL of the Rope must be verified according to the requested Safety Factors

TIPO ARGANO / WINCH TYPE

EGO025

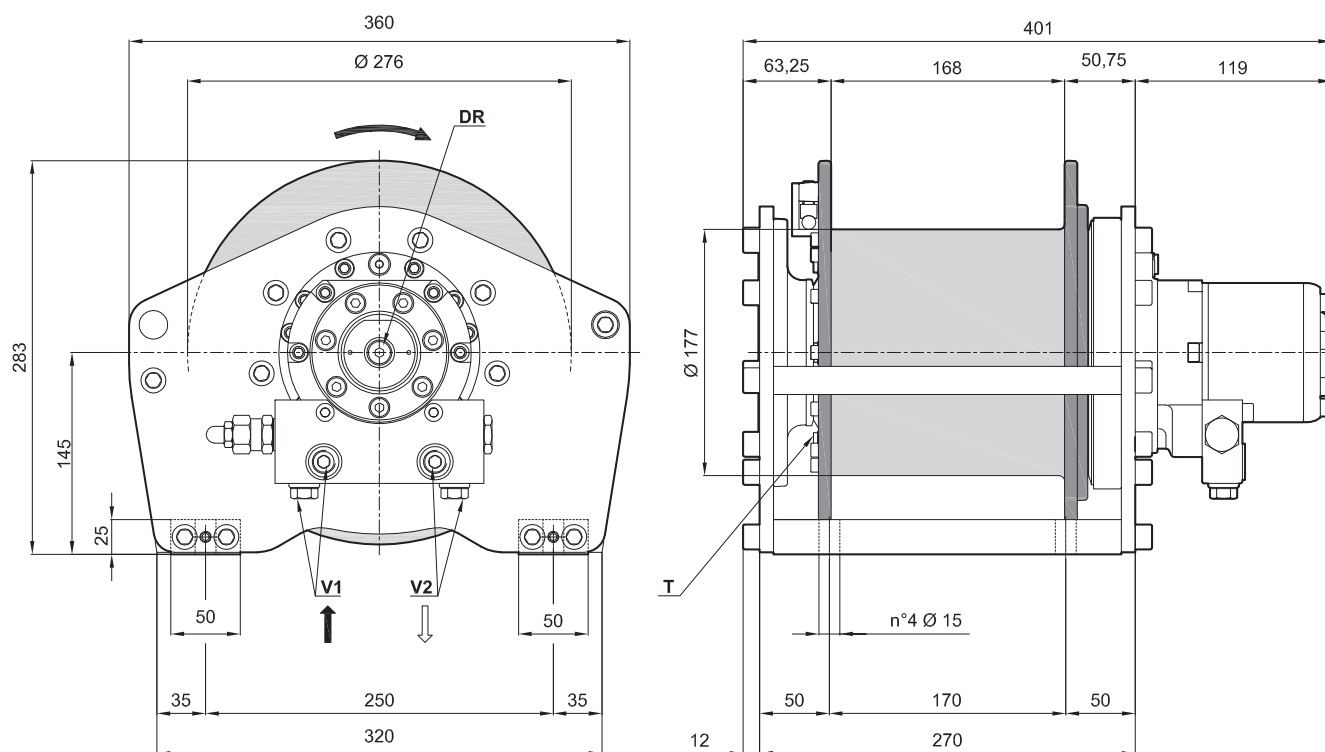
The dimensions shown can be used as reference

Previous name: EGO160LR

distinctive features: Round frame

motor displacement: 250 cm³/rev

Max backpressure on return Line: 5 bar



*The data shown in this page are ONLY FOR INFORMATION. The actual data will be issued according to Customer Application and Duty Cycle.

Working layers	[n°]	1	2	3	4	-	-
					Storage length		
Line pull	[kg]	1600	1460	1350	-	-	-
Maximum rope speed	[m/min]	30	33	35	-	-	-
Rope length	[m]	9	19	30	41	-	-

Brevini® Motor	BRZV250
Starting lifting pressure	155 [bar]
Operating pressure	125 [bar]
Maximum oil flow at the motor	60 [l/min]
Minimum oil flow at the motor	8 [l/min]
Static braking torque	860 [Nm]
Gear ratio	3,94 [i]

Advised rope diameter	10 [mm]
Oil quantity	0,9 [l]
Weight	62 [kg]
Oil fill/drain plug	G1/8 T
Lifting port	G3/8 V1
Lowering port	G3/8 V2
Motor drain port	G1/4 DR

Winch mechanisms classification in agreement with F.E.M. (1.001) (Third edition revised on 01.10.1998) **M5 (T5-L2)** $n_2 = 25$ rpm

For safety reasons always keep at least 3 wraps of rope wrapped on the drum

Use 8.8 grade screws to fix the winch

Technical features may change with no previous notice from the manufacturer

THE PRESENT WINCH CAN'T BE USED FOR LIFTING OF PERSONNEL

The MBL of the Rope must be verified according to the requested Safety Factors

TIPO ARGANO / WINCH TYPE

EGO025

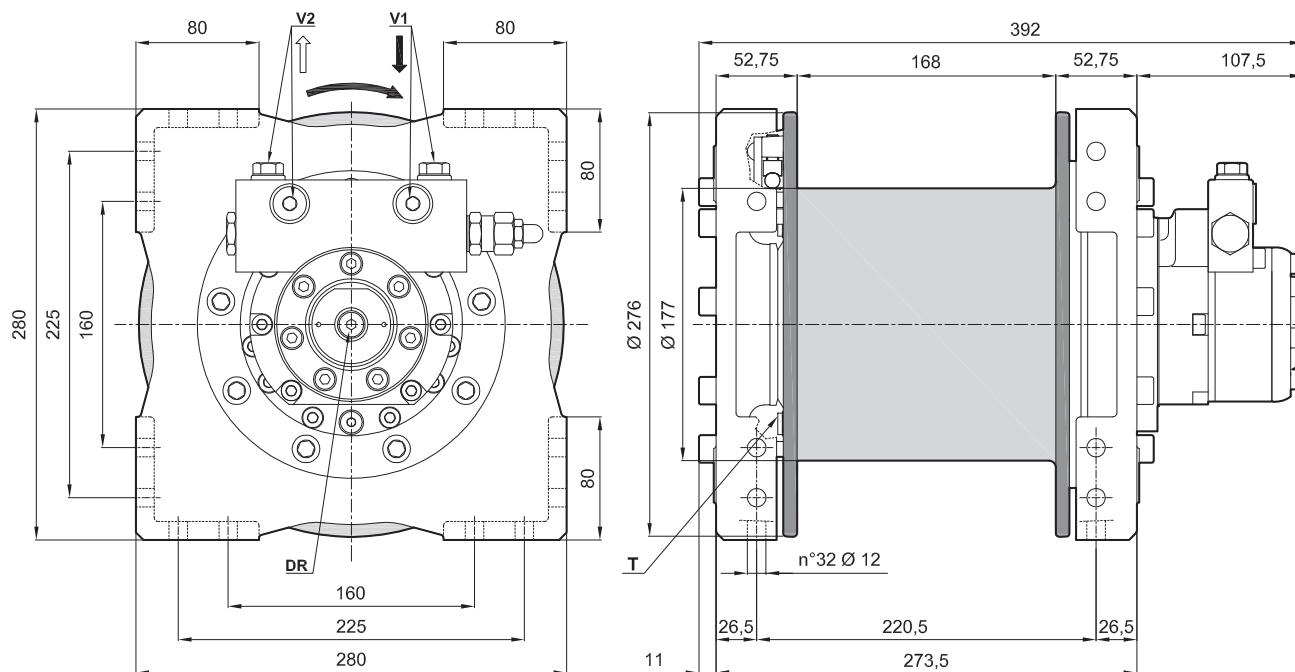
The dimensions shown can be used as reference

Previous name: EGO160LS

distinctive features: Square frame

motor displacement: 250 cm³/rev

Max backpressure on return Line: 5 bar



*The data shown in this page are ONLY FOR INFORMATION. The actual data will be issued according to Customer Application and Duty Cycle.

Working layers	[n°]	1	2	3	4	-	-
					Storage length		
Line pull	[kg]	1600	1460	1350	-	-	-
Maximum rope speed	[m/min]	30	33	35	-	-	-
Rope length	[m]	9	19	30	41	-	-

Brevini® Motor	BRZV250
Starting lifting pressure	155 [bar]
Operating pressure	125 [bar]
Maximum oil flow at the motor	60 [l/min]
Minimum oil flow at the motor	8 [l/min]
Static braking torque	860 [Nm]
Gear ratio	3,94 [i]

Advised rope diameter	10 [mm]
Oil quantity	0,9 [l]
Weight	60 [kg]
Oil fill/drain plug	G1/8 T
Lifting port	G3/8 V1
Lowering port	G3/8 V2
Motor drain port	G1/4 DR

Winch mechanisms classification in agreement with F.E.M. (1.001) (Third edition revised on 01.10.1998) **M5 (T5-L2)** $n_2 = 25$ rpm

For safety reasons always keep at least 3 wraps of rope wrapped on the drum

Use 8.8 grade screws to fix the winch

Technical features may change with no previous notice from the manufacturer

THE PRESENT WINCH CAN'T BE USED FOR LIFTING OF PERSONNEL

The MBL of the Rope must be verified according to the requested Safety Factors

TIPO ARGANO / WINCH TYPE

EGO025

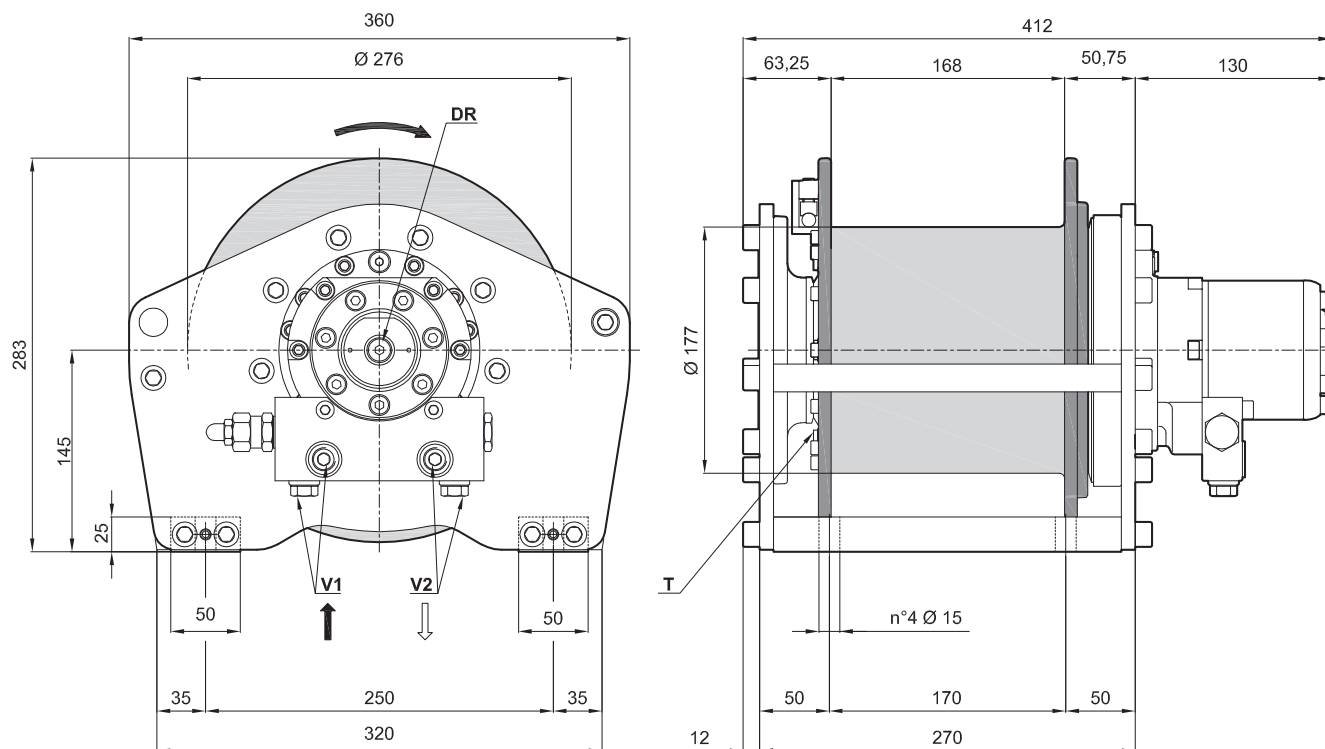
The dimensions shown can be used as reference

Previous name: EGO200LR

distinctive features: Round frame

motor displacement: 315 cm³/rev

Max backpressure on return Line: 5 bar



**The data shown in this page are ONLY FOR INFORMATION. The actual data will be issued according to Customer Application and Duty Cycle.*

Working layers	[n°]	1	2	3	4	-	-
					Storage length		
Line pull	[kg]	2000	1830	1690	-	-	-
Maximum rope speed	[m/min]	24	26	28	-	-	-
Rope length	[m]	9	19	30	41	-	-

Brevini® Motor	BRZV315	
Starting lifting pressure	150	[bar]
Operating pressure	120	[bar]
Maximum oil flow at the motor	60	[l/min]
Minimum oil flow at the motor	8	[l/min]
Static braking torque	860	[Nm]
Gear ratio	3,94	[i]

Advised rope diameter	10	[mm]
Oil quantity	0,9	[l]
Weight	62	[kg]
Oil fill/drain plug	G1/8	T
Lifting port	G3/8	V1
Lowering port	G3/8	V2
Motor drain port	G1/4	DR

Winch mechanisms classification in agreement with F.E.M. (1.001) (Third edition revised on 01.10.1998) **M4 (T4-L2)** $n_2 = 25$ rpm

For safety reasons always keep at least 3 wraps of rope wrapped on the drum

Use 8.8 grade screws to fix the winch

Technical features may change with no previous notice from the manufacturer

THE PRESENT WINCH CAN'T BE USED FOR LIFTING OF PERSONNEL

The MBL of the Rope must be verified according to the requested Safety Factors

TIPO ARGANO / WINCH TYPE

EGO025

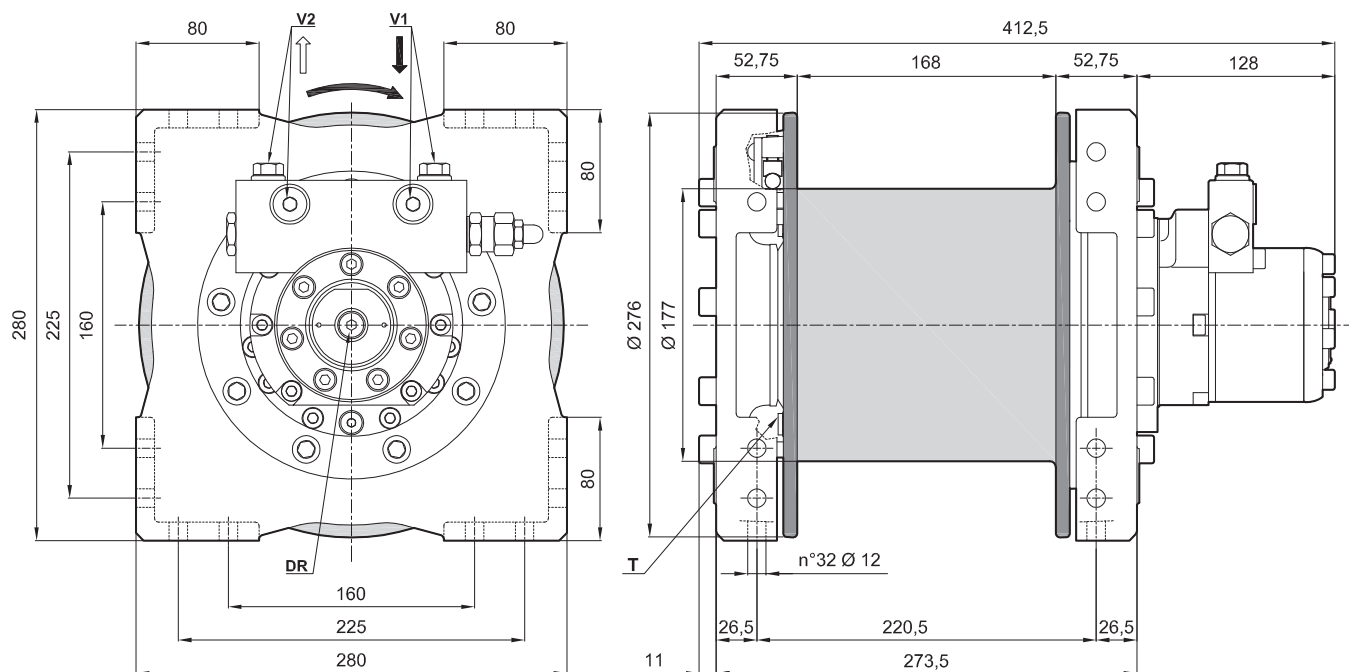
The dimensions shown can be used as reference

Previous name: EGO200LS

distinctive features: Square frame

motor displacement: 315 cm³/rev

Max backpressure on return Line: 5 bar



*The data shown in this page are ONLY FOR INFORMATION. The actual data will be issued according to Customer Application and Duty Cycle.

Working layers	[n°]	1	2	3	4	-	-
					Storage length		
Line pull	[kg]	2000	1830	1690	-	-	-
Maximum rope speed	[m/min]	24	26	28	-	-	-
Rope length	[m]	9	19	30	41	-	-

Brevini® Motor	BRZV315
Starting lifting pressure	150 [bar]
Operating pressure	120 [bar]
Maximum oil flow at the motor	60 [l/min]
Minimum oil flow at the motor	8 [l/min]
Static braking torque	860 [Nm]
Gear ratio	3,94 [i]

Advised rope diameter	10 [mm]
Oil quantity	0,9 [l]
Weight	60 [kg]
Oil fill/drain plug	G1/8 T
Lifting port	G3/8 V1
Lowering port	G3/8 V2
Motor drain port	G1/4 DR

Winch mechanisms classification in agreement with F.E.M. (1.001) (Third edition revised on 01.10.1998) **M4 (T4-L2)** $n_2 = 25$ rpm

For safety reasons always keep at least 3 wraps of rope wrapped on the drum

Use 8.8 grade screws to fix the winch

Technical features may change with no previous notice from the manufacturer

THE PRESENT WINCH CAN'T BE USED FOR LIFTING OF PERSONNEL

The MBL of the Rope must be verified according to the requested Safety Factors

TIPO ARGANO / WINCH TYPE

EGO025

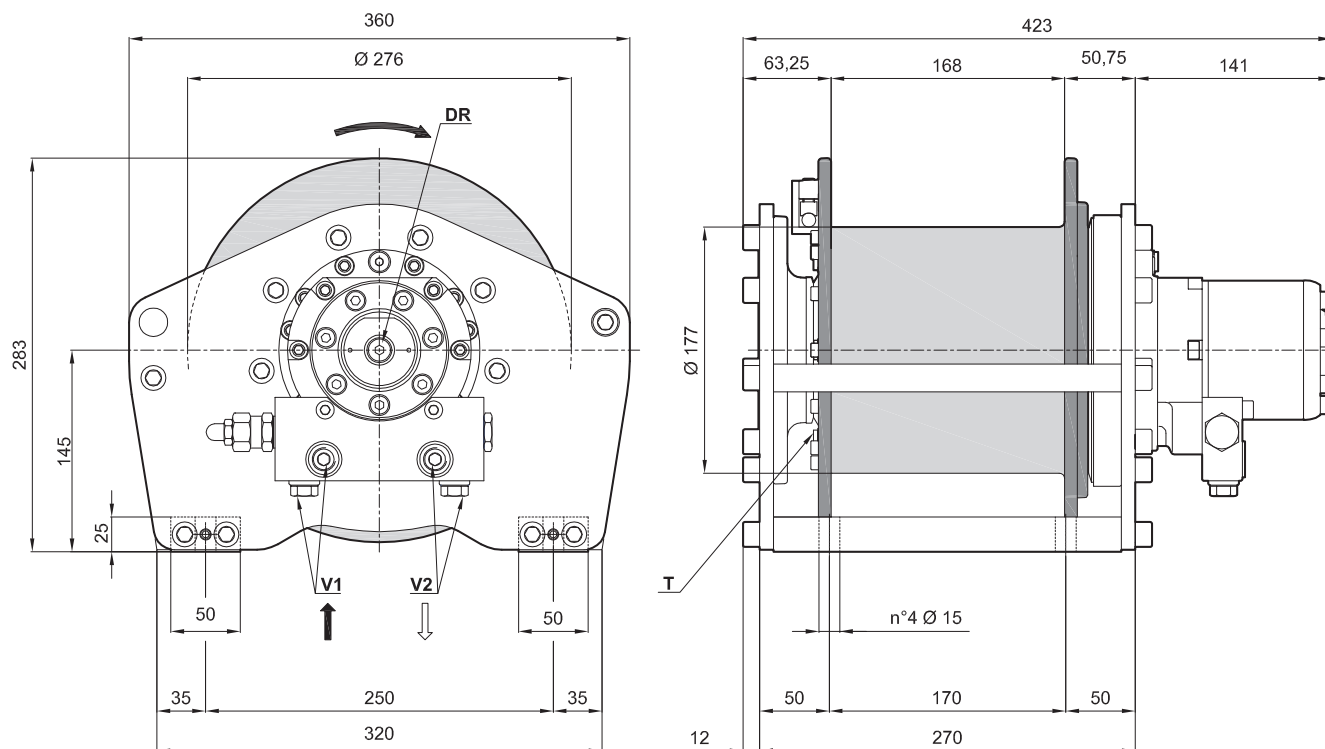
The dimensions shown can be used as reference

Previous name: EGO220LR

distinctive features: Round frame

motor displacement: 400 cm³/rev

Max backpressure on return Line: 5 bar



*The data shown in this page are ONLY FOR INFORMATION. The actual data will be issued according to Customer Application and Duty Cycle.

Working layers	[n°]	1	2	3	4	-	-
					Storage length		
Line pull	[kg]	2200	2010	1860	-	-	-
Maximum rope speed	[m/min]	19	21	22	-	-	-
Rope length	[m]	9	19	30	41	-	-

Brevini® Motor	BRZV400
Starting lifting pressure	135 [bar]
Operating pressure	110 [bar]
Maximum oil flow at the motor	60 [l/min]
Minimum oil flow at the motor	8 [l/min]
Static braking torque	860 [Nm]
Gear ratio	3,94 [i]

Advised rope diameter	10 [mm]
Oil quantity	0,9 [l]
Weight	64 [kg]
Oil fill/drain plug	G1/8 T
Lifting port	G3/8 V1
Lowering port	G3/8 V2
Motor drain port	G1/4 DR

Winch mechanisms classification in agreement with F.E.M. (1.001) (Third edition revised on 01.10.1998) **M3 (T3-L2)** $n_2 = 25$ rpm

For safety reasons always keep at least 3 wraps of rope wrapped on the drum

Use 8.8 grade screws to fix the winch

Technical features may change with no previous notice from the manufacturer

THE PRESENT WINCH CAN'T BE USED FOR LIFTING OF PERSONNEL

The MBL of the Rope must be verified according to the requested Safety Factors

TIPO ARGANO / WINCH TYPE

EGO025

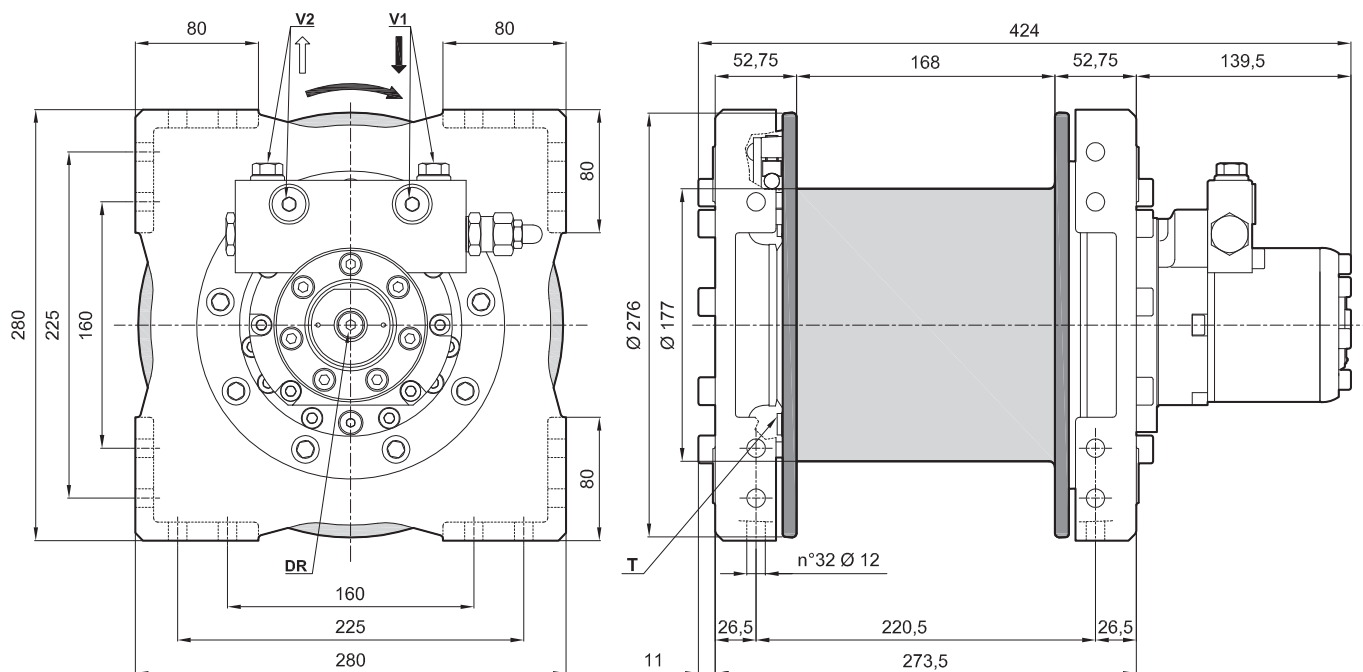
The dimensions shown can be used as reference

Previous name: EGO220LS

distinctive features: Square frame

motor displacement: 400 cm³/rev

Max backpressure on return Line: 5 bar



*The data shown in this page are ONLY FOR INFORMATION. The actual data will be issued according to Customer Application and Duty Cycle.

Working layers	[n°]	1	2	3	4	-	-
					Storage length		
Line pull	[kg]	2200	2010	1860	-	-	-
Maximum rope speed	[m/min]	19	21	22	-	-	-
Rope length	[m]	9	19	30	41	-	-

Brevini® Motor	BRZV400
Starting lifting pressure	135 [bar]
Operating pressure	110 [bar]
Maximum oil flow at the motor	60 [l/min]
Minimum oil flow at the motor	8 [l/min]
Static braking torque	860 [Nm]
Gear ratio	3,94 [i]

Advised rope diameter	10 [mm]
Oil quantity	0,9 [l]
Weight	62 [kg]
Oil fill/drain plug	G1/8 T
Lifting port	G3/8 V1
Lowering port	G3/8 V2
Motor drain port	G1/4 DR

Winch mechanisms classification in agreement with F.E.M. (1.001) (Third edition revised on 01.10.1998) **M3 (T3-L2)** $n_2 = 25$ rpm

For safety reasons always keep at least 3 wraps of rope wrapped on the drum

Use 8.8 grade screws to fix the winch

Technical features may change with no previous notice from the manufacturer

THE PRESENT WINCH CAN'T BE USED FOR LIFTING OF PERSONNEL

The MBL of the Rope must be verified according to the requested Safety Factors

TIPO ARGANO / WINCH TYPE

EGO025

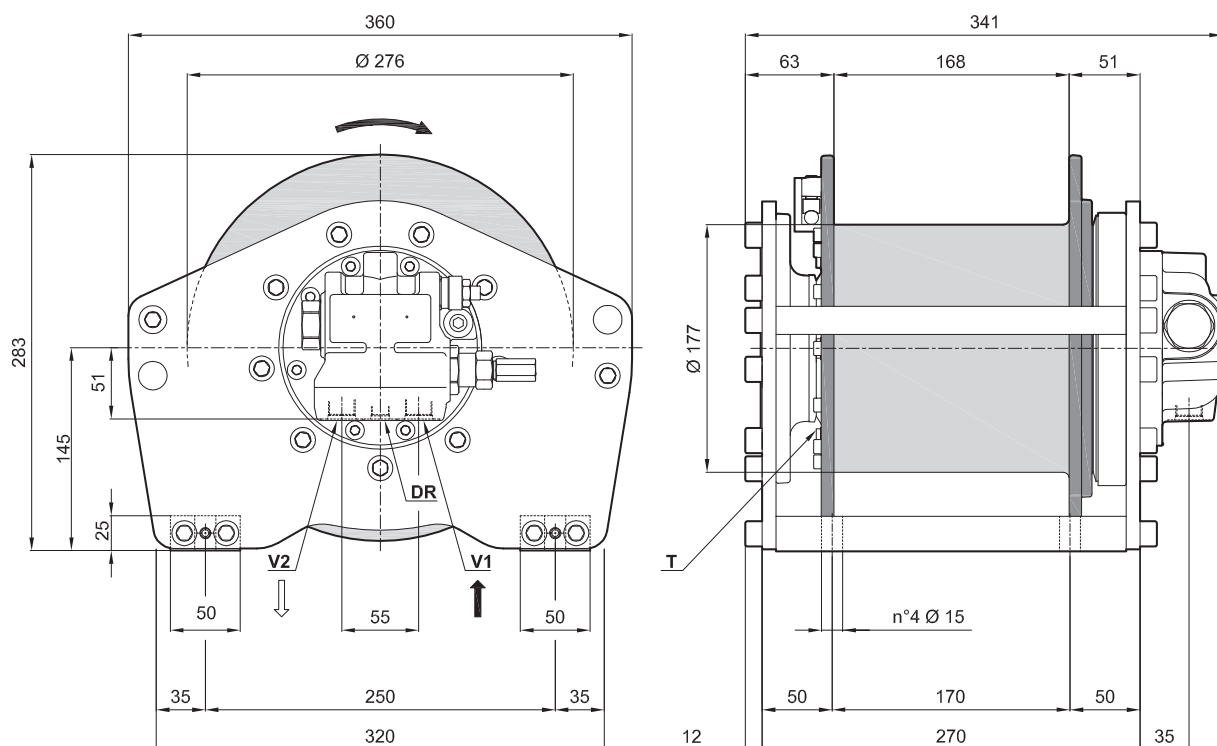
The dimensions shown can be used as reference

Previous name: EGO200HR

distinctive features: Round frame

motor displacement: 19 cm³/rev, Integrated motor

Max backpressure on return Line: 5 bar



*The data shown in this page are ONLY FOR INFORMATION. The actual data will be issued according to Customer Application and Duty Cycle.

Working layers	[n°]	1	2	3	4	-	-
					Storage length		
Line pull	[kg]	2000	1830	1690	-	-	-
Maximum rope speed	[m/min]	45	49	53	-	-	-
Rope length	[m]	9	19	30	41	-	-

Brevini® Motor	H4VA19
Starting lifting pressure	290 [bar]
Operating pressure	240 [bar]
Maximum oil flow at the motor	46 [l/min]
Minimum oil flow at the motor	10 [l/min]
Static braking torque	130 [Nm]
Gear ratio	29,8 [i]

Advised rope diameter	10 [mm]
Oil quantity	0,7 [l]
Weight	58 [kg]
Oil fill/drain plug	G1/8 T
Lifting port	3/4-16 UNF V1
Lowering port	3/4-16 UNF V2
Motor drain port	1/2-20 UNF DR

Winch mechanisms classification in agreement with F.E.M. (1.001) (Third edition revised on 01.10.1998) **M4 (T4-L2)** $n_2 = 25$ rpm

For safety reasons always keep at least 3 wraps of rope wrapped on the drum

Use 8.8 grade screws to fix the winch

Technical features may change with no previous notice from the manufacturer

THE PRESENT WINCH CAN'T BE USED FOR LIFTING OF PERSONNEL

The MBL of the Rope must be verified according to the requested Safety Factors

TIPO ARGANO / WINCH TYPE

EGO025

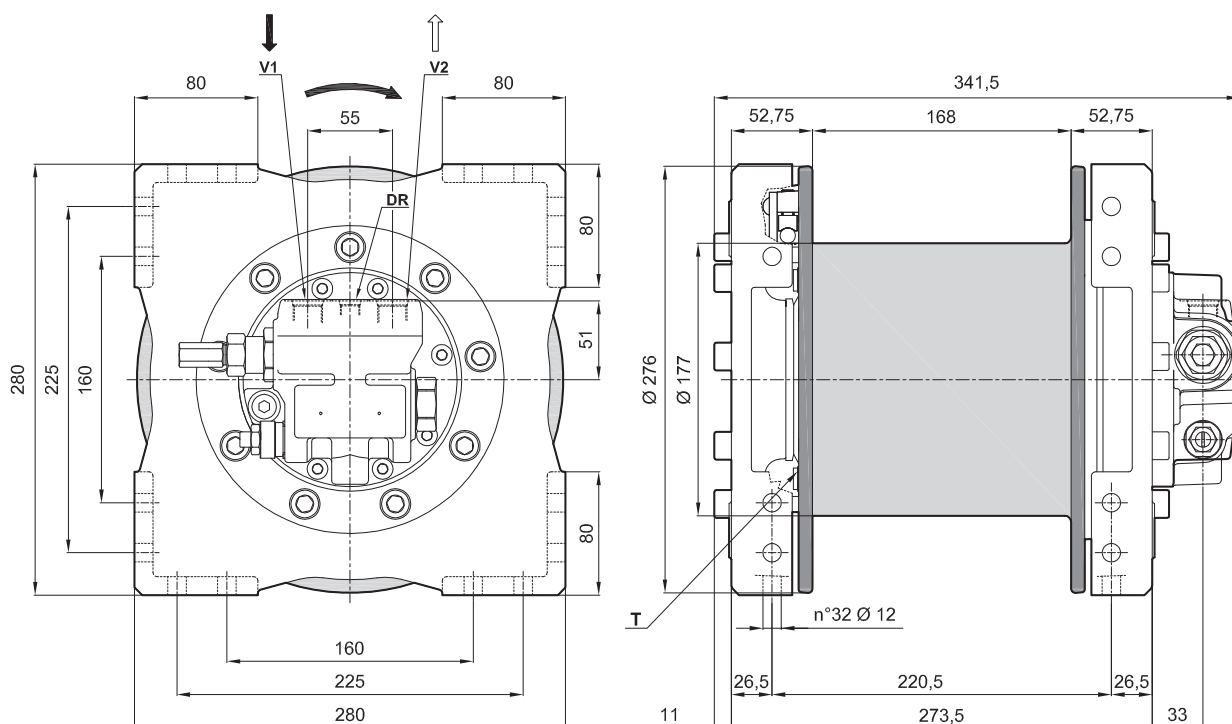
The dimensions shown can be used as reference

Previous name: EGO200HS

distinctive features: Square frame

motor displacement: 19 cm³/rev, Integrated motor

Max backpressure on return Line: 5 bar



*The data shown in this page are ONLY FOR INFORMATION. The actual data will be issued according to Customer Application and Duty Cycle.

Working layers	[n°]	1	2	3	4	-	-
					Storage length		
Line pull	[kg]	2000	1830	1690	-	-	-
Maximum rope speed	[m/min]	45	49	53	-	-	-
Rope length	[m]	9	19	30	41	-	-

Brevini® Motor	H4VA19	Advised rope diameter	10	[mm]	
Starting lifting pressure	290	[bar]	Oil quantity	0,7	[l]
Operating pressure	240	[bar]	Weight	56	[kg]
Maximum oil flow at the motor	46	[l/min]	Oil fill/drain plug	G1/8	T
Minimum oil flow at the motor	10	[l/min]	Lifting port	3/4-16 UNF	V1
Static braking torque	130	[Nm]	Lowering port	3/4-16 UNF	V2
Gear ratio	29,8	[i]	Motor drain port	1/2-20 UNF	DR

Winch mechanisms classification in agreement with F.E.M. (1.001) (Third edition revised on 01.10.1998) **M4 (T4-L2)** $n_2 = 25$ rpm

For safety reasons always keep at least 3 wraps of rope wrapped on the drum

Use 8.8 grade screws to fix the winch

Technical features may change with no previous notice from the manufacturer

THE PRESENT WINCH CAN'T BE USED FOR LIFTING OF PERSONNEL

The MBL of the Rope must be verified according to the requested Safety Factors

TIPO ARGANO / WINCH TYPE

EGO045

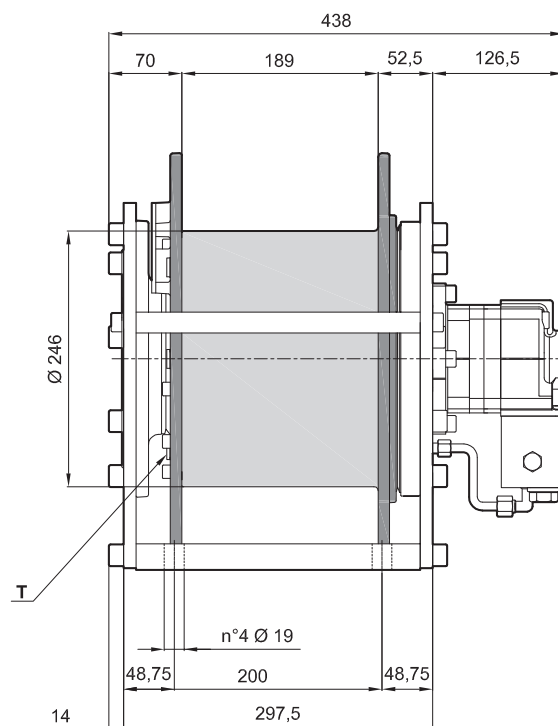
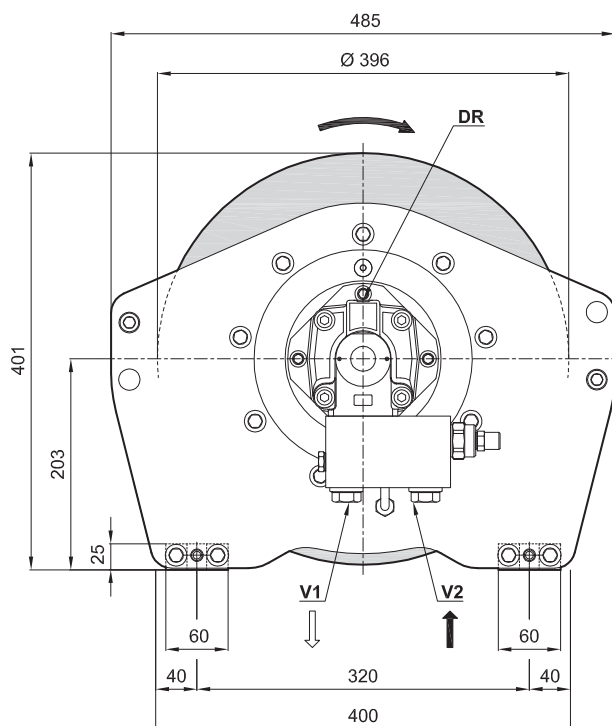
The dimensions shown can be used as reference

Previous name: EGO310LR

distinctive features: Round frame

motor displacement: 80 cm³/rev

Max backpressure on return Line: 5 bar



**The data shown in this page are ONLY FOR INFORMATION. The actual data will be issued according to Customer Application and Duty Cycle.*

Working layers	[n°]	1	2	3	4	5	-
						Storage length	
Line pull	[kg]	3100	2870	2680	2500	-	-
Maximum rope speed	[m/min]	32	34	37	39	-	-
Rope length	[m]	12	24	38	53	69	-

Brevini® Motor	HRC080
Starting lifting pressure	255 [bar]
Operating pressure	205 [bar]
Maximum oil flow at the motor	75 [l/min]
Minimum oil flow at the motor	8 [l/min]
Static braking torque	490 [Nm]
Gear ratio	20 [i]

Advised rope diameter	12 [mm]
Oil quantity	1,1 [l]
Weight	113 [kg]
Oil fill/drain plug	G1/4 T
Lifting port	G3/4 V1
Lowering port	G3/4 V2
Motor drain port	G1/4 DR

Winch mechanisms classification in agreement with F.E.M. (1.001) (Third edition revised on 01.10.1998) **M6 (T4-L4)** $n_2 = 25$ rpm

For safety reasons always keep at least 3 wraps of rope wrapped on the drum

Use 8.8 grade screws to fix the winch

Technical features may change with no previous notice from the manufacturer

THE PRESENT WINCH CAN'T BE USED FOR LIFTING OF PERSONNEL

The MBL of the Rope must be verified according to the requested Safety Factors

TIPO ARGANO / WINCH TYPE

EGO045

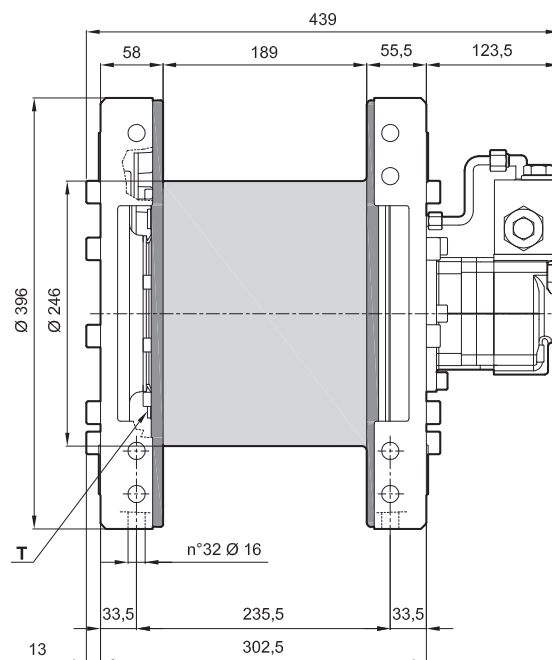
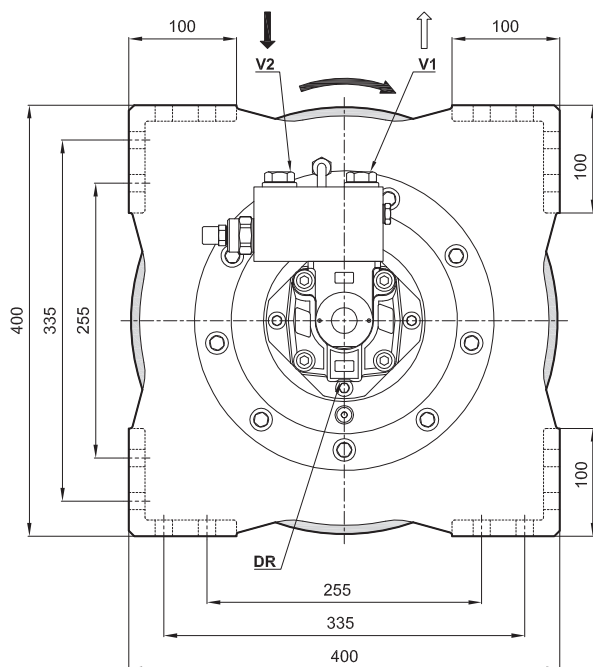
The dimensions shown can be used as reference

Previous name: EGO310LS

distinctive features: Square frame

motor displacement: 80 cm³/rev

Max backpressure on return Line: 5 bar



**The data shown in this page are ONLY FOR INFORMATION. The actual data will be issued according to Customer Application and Duty Cycle.*

Working layers	[n°]	1	2	3	4	5	-
						Storage length	
Line pull	[kg]	3100	2870	2680	2500	-	-
Maximum rope speed	[m/min]	32	34	37	39	-	-
Rope length	[m]	12	24	38	53	69	-

Brevini® Motor	HRC080
Starting lifting pressure	255 [bar]
Operating pressure	205 [bar]
Maximum oil flow at the motor	75 [l/min]
Minimum oil flow at the motor	8 [l/min]
Static braking torque	490 [Nm]
Gear ratio	20 [i]

Advised rope diameter	12 [mm]
Oil quantity	1,1 [l]
Weight	117 [kg]
Oil fill/drain plug	G1/4 T
Lifting port	G3/4 V1
Lowering port	G3/4 V2
Motor drain port	G1/4 DR

Winch mechanisms classification in agreement with F.E.M. (1.001) (Third edition revised on 01.10.1998) **M6 (T4-L4)** $n_2 = 25$ rpm

For safety reasons always keep at least 3 wraps of rope wrapped on the drum

Use 8.8 grade screws to fix the winch

Technical features may change with no previous notice from the manufacturer

THE PRESENT WINCH CAN'T BE USED FOR LIFTING OF PERSONNEL

The MBL of the Rope must be verified according to the requested Safety Factors

EGO045

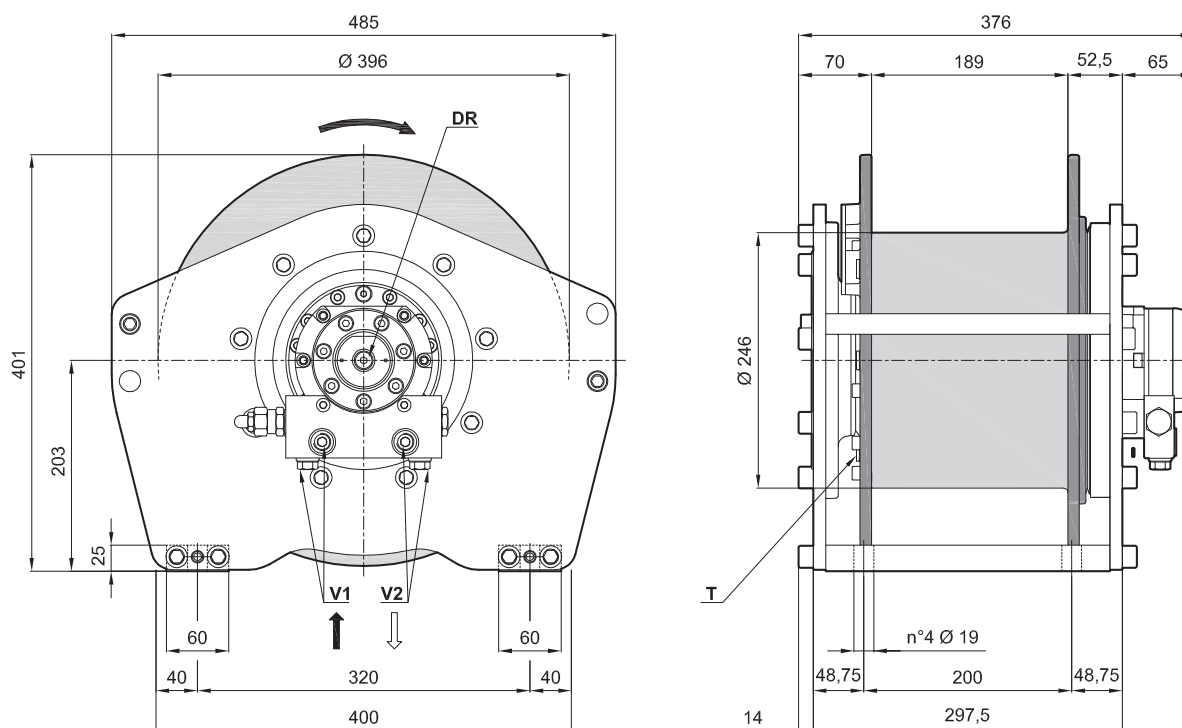
The dimensions shown can be used as reference

Previous name: EGO240LR

distinctive features: Round frame

motor displacement: 100 cm³/rev

Max backpressure on return Line: 5 bar



**The data shown in this page are ONLY FOR INFORMATION. The actual data will be issued according to Customer Application and Duty Cycle.*

Working layers	[n°]	1	2	3	4	5	-
Line pull	[kg]	2410	2230	2070	1940	-	-
Maximum rope speed	[m/min]	20	22	23	25	-	-
Rope length	[m]	12	24	38	53	69	-

Brevini® Motor	BRZV100	
Starting lifting pressure	160	[bar]
Operating pressure	130	[bar]
Maximum oil flow at the motor	60	[l/min]
Minimum oil flow at the motor	8	[l/min]
Static braking torque	490	[Nm]
Gear ratio	20	[i]

Advised rope diameter	12	[mm]
Oil quantity	1,1	[l]
Weight	111	[kg]
Oil fill/drain plug	G1/4	T
Lifting port	G3/8	V1
Lowering port	G3/8	V2
Motor drain port	G1/4	DR

Winch mechanisms classification in agreement with F.E.M. (1.001) (Third edition revised on 01.10.1998)

M6 (T6-L2) $n_o = 25$ rpm

For safety reasons always keep at least 3 wraps of rope wrapped on the drum

Use 8.8 grade screws to fix the winch

Technical features may change with no previous notice from the manufacturer

THE PRESENT WINCH CAN'T BE USED FOR LIFTING OF PERSONNEL

The MBL of the Rope must be verified according to the requested Safety Factors

TIPO ARGANO / WINCH TYPE

EGO045

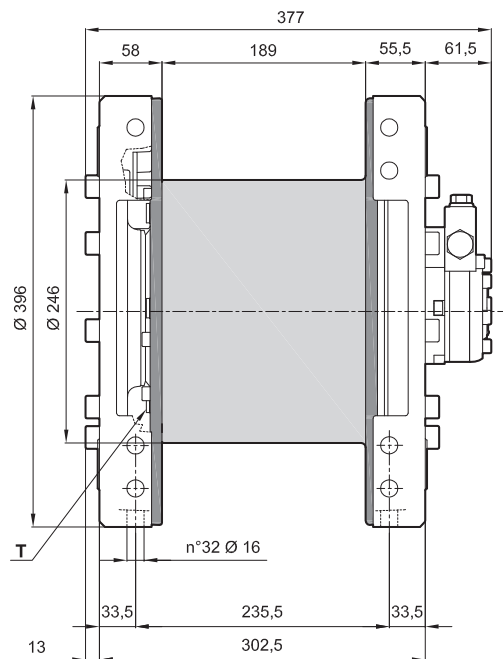
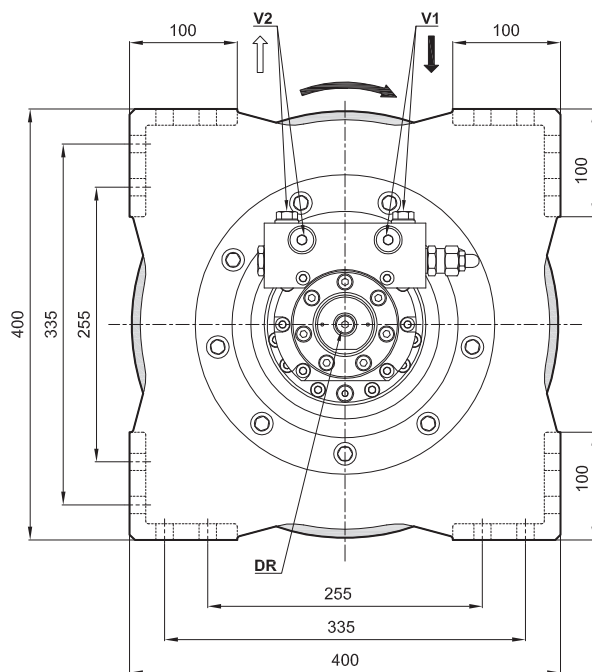
The dimensions shown can be used as reference

Previous name: EGO240LS

distinctive features: Square frame

motor displacement: 100 cm³/rev

Max backpressure on return Line: 5 bar



**The data shown in this page are ONLY FOR INFORMATION. The actual data will be issued according to Customer Application and Duty Cycle.*

Working layers	[n°]	1	2	3	4	5	-
						Storage length	
Line pull	[kg]	2410	2230	2070	1940	-	-
Maximum rope speed	[m/min]	20	22	23	25	-	-
Rope length	[m]	12	24	38	53	69	-

Brevini® Motor	BRZV100	
Starting lifting pressure	160	[bar]
Operating pressure	130	[bar]
Maximum oil flow at the motor	60	[l/min]
Minimum oil flow at the motor	8	[l/min]
Static braking torque	490	[Nm]
Gear ratio	20	[i]

Advised rope diameter	12	[mm]
Oil quantity	1,1	[l]
Weight	115	[kg]
Oil fill/drain plug	G1/4	T
Lifting port	G3/8	V1
Lowering port	G3/8	V2
Motor drain port	G1/4	DR

Winch mechanisms classification in agreement with F.E.M. (1.001) (Third edition revised on 01.10.1998) **M6 (T6-L2)** $n_2 = 25$ rpm

For safety reasons always keep at least 3 wraps of rope wrapped on the drum

Use 8.8 grade screws to fix the winch

Technical features may change with no previous notice from the manufacturer

THE PRESENT WINCH CAN'T BE USED FOR LIFTING OF PERSONNEL

The MBL of the Rope must be verified according to the requested Safety Factors

TIPO ARGANO / WINCH TYPE

EGO045

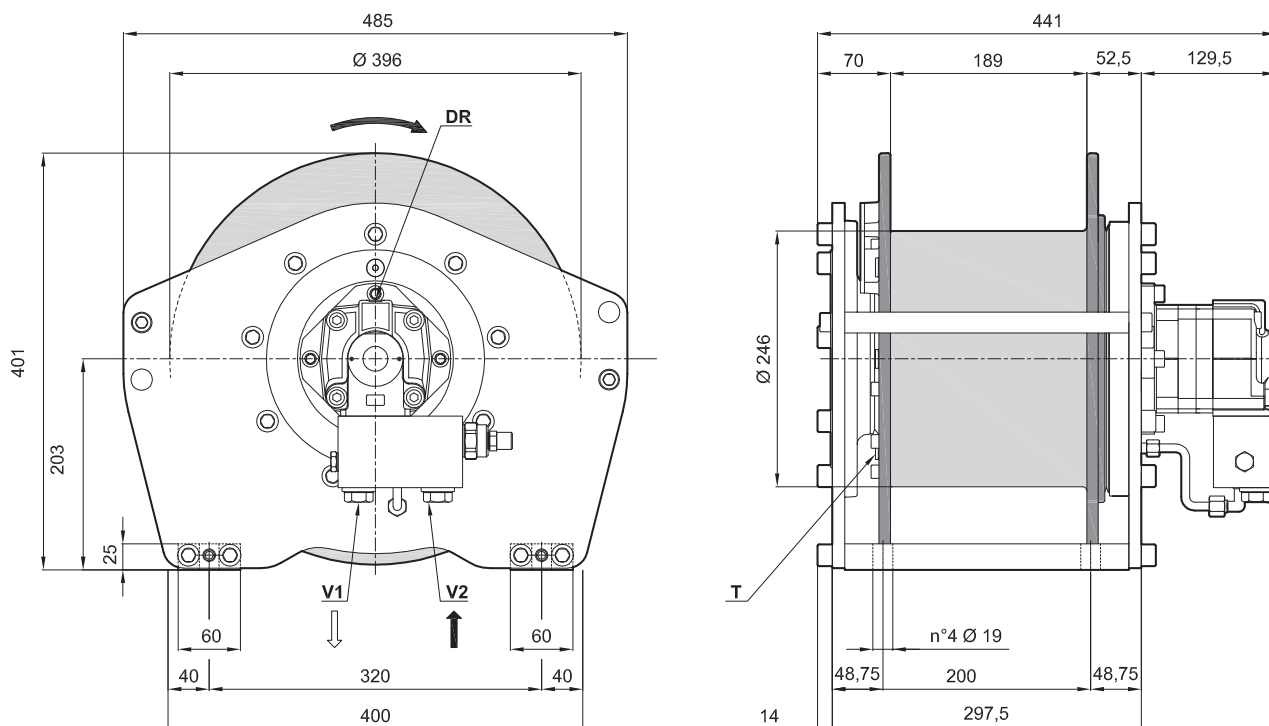
The dimensions shown can be used as reference

Previous name: EGO380LR

distinctive features: Round frame

motor displacement: 100 cm³/rev

Max backpressure on return Line: 5 bar



**The data shown in this page are ONLY FOR INFORMATION. The actual data will be issued according to Customer Application and Duty Cycle.*

Working layers	[n°]	1	2	3	4	5	-
						Storage length	
Line pull	[kg]	3800	3480	3210	2980	-	-
Maximum rope speed	[m/min]	26	28	30	33	-	-
Rope length	[m]	10	21	33	46	60	-

Brevini® Motor	HRC100
Starting lifting pressure	255 [bar]
Operating pressure	205 [bar]
Maximum oil flow at the motor	75 [l/min]
Minimum oil flow at the motor	8 [l/min]
Static braking torque	490 [Nm]
Gear ratio	20 [i]

Advised rope diameter	14 [mm]
Oil quantity	1,1 [l]
Weight	113 [kg]
Oil fill/drain plug	G1/4 T
Lifting port	G3/4 V1
Lowering port	G3/4 V2
Motor drain port	G1/4 DR

Winch mechanisms classification in agreement with F.E.M. (1.001) (Third edition revised on 01.10.1998) **M5 (T5-L2)** $n_2 = 25$ rpm

For safety reasons always keep at least 3 wraps of rope wrapped on the drum

Use 8.8 grade screws to fix the winch

Technical features may change with no previous notice from the manufacturer

THE PRESENT WINCH CAN'T BE USED FOR LIFTING OF PERSONNEL

The MBL of the Rope must be verified according to the requested Safety Factors

TIPO ARGANO / WINCH TYPE

EGO045

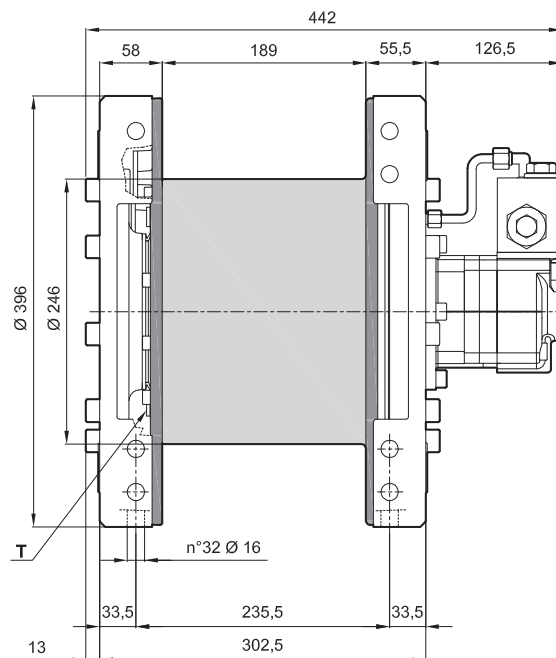
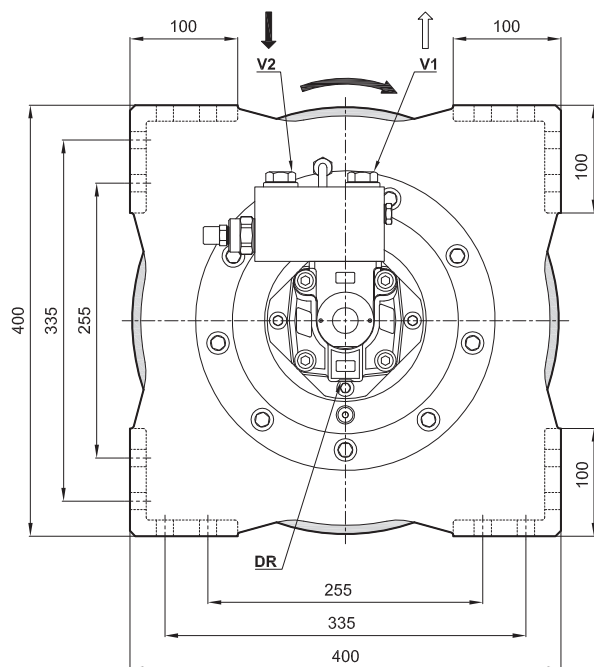
The dimensions shown can be used as reference

Previous name: EGO380LS

distinctive features: Square frame

motor displacement: 100 cm³/rev

Max backpressure on return Line: 5 bar



**The data shown in this page are ONLY FOR INFORMATION. The actual data will be issued according to Customer Application and Duty Cycle.*

Working layers	[n°]	1	2	3	4	5	-
						Storage length	
Line pull	[kg]	3800	3480	3210	2980	-	-
Maximum rope speed	[m/min]	26	28	30	33	-	-
Rope length	[m]	10	21	33	46	60	-

Brevini® Motor	HRC100
Starting lifting pressure	255 [bar]
Operating pressure	205 [bar]
Maximum oil flow at the motor	75 [l/min]
Minimum oil flow at the motor	8 [l/min]
Static braking torque	490 [Nm]
Gear ratio	20 [i]

Advised rope diameter	14 [mm]
Oil quantity	1,1 [l]
Weight	117 [kg]
Oil fill/drain plug	G1/4 T
Lifting port	G3/4 V1
Lowering port	G3/4 V2
Motor drain port	G1/4 DR

Winch mechanisms classification in agreement with F.E.M. (1.001) (Third edition revised on 01.10.1998) **M5 (T5-L2)** $n_2 = 25$ rpm

For safety reasons always keep at least 3 wraps of rope wrapped on the drum

Use 8.8 grade screws to fix the winch

Technical features may change with no previous notice from the manufacturer

THE PRESENT WINCH CAN'T BE USED FOR LIFTING OF PERSONNEL

The MBL of the Rope must be verified according to the requested Safety Factors

TIPO ARGANO / WINCH TYPE

EGO045

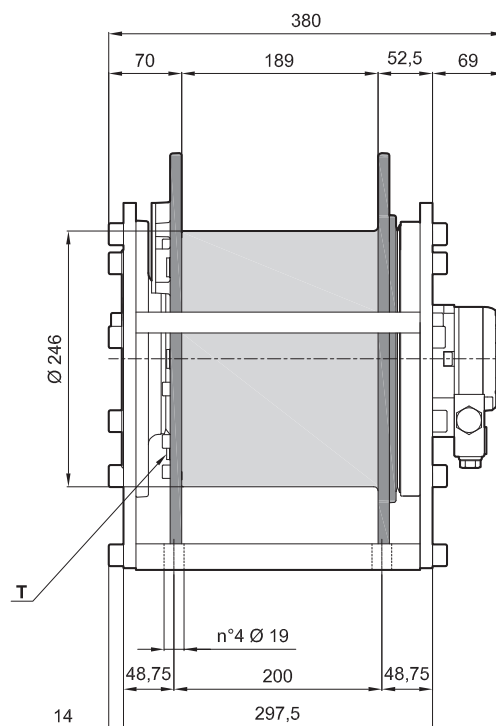
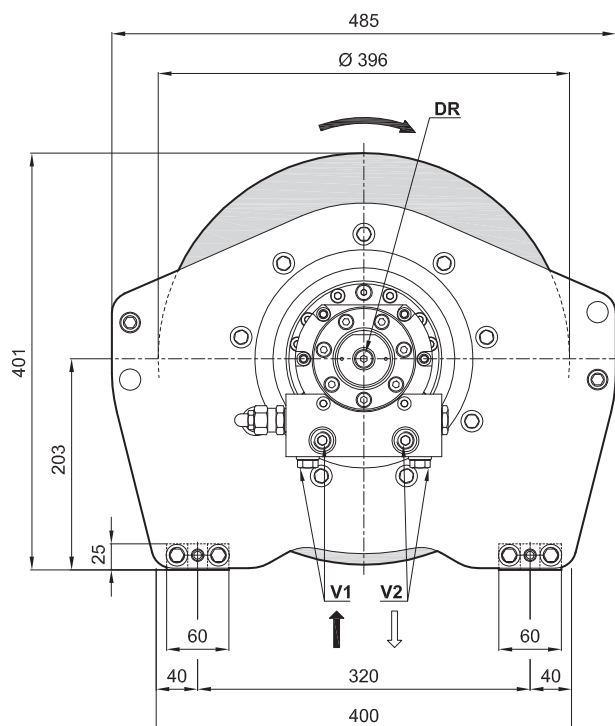
The dimensions shown can be used as reference

Previous name: EGO290LR

distinctive features: Round frame

motor displacement: 130 cm³/rev

Max backpressure on return Line: 5 bar



*The data shown in this page are ONLY FOR INFORMATION. The actual data will be issued according to Customer Application and Duty Cycle.

Working layers	[n°]	1	2	3	4	5	-
						Storage length	
Line pull	[kg]	2910	2700	2510	2350	-	-
Maximum rope speed	[m/min]	16	17	19	20	-	-
Rope length	[m]	12	24	38	53	69	-

Brevini® Motor	BRZV130
Starting lifting pressure	155 [bar]
Operating pressure	125 [bar]
Maximum oil flow at the motor	60 [l/min]
Minimum oil flow at the motor	8 [l/min]
Static braking torque	490 [Nm]
Gear ratio	20 [i]

Advised rope diameter	12 [mm]
Oil quantity	1,1 [l]
Weight	111 [kg]
Oil fill/drain plug	G1/4 T
Lifting port	G3/8 V1
Lowering port	G3/8 V2
Motor drain port	G1/4 DR

Winch mechanisms classification in agreement with F.E.M. (1.001) (Third edition revised on 01.10.1998) **M6 (T6-L2)** $n_2 = 25$ rpm

For safety reasons always keep at least 3 wraps of rope wrapped on the drum

Use 8.8 grade screws to fix the winch

Technical features may change with no previous notice from the manufacturer

THE PRESENT WINCH CAN'T BE USED FOR LIFTING OF PERSONNEL

The MBL of the Rope must be verified according to the requested Safety Factors

EGO045

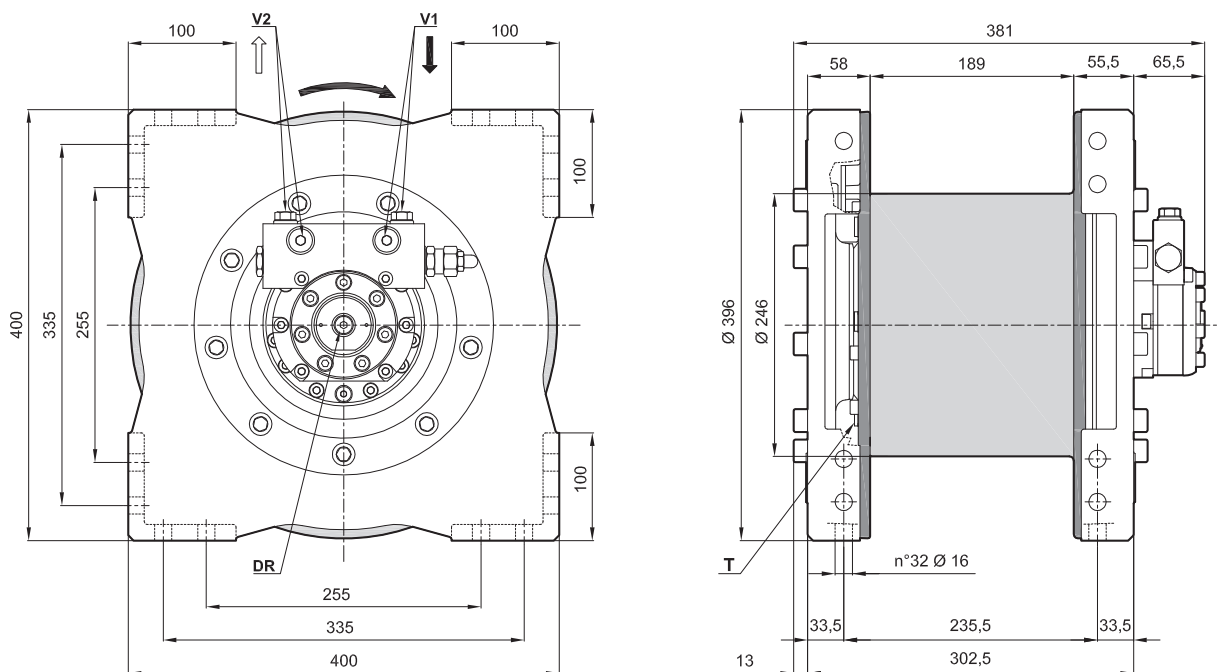
The dimensions shown can be used as reference

Previous name: EGO290LS

distinctive features: Square frame

motor displacement: 130 cm³/rev

Max backpressure on return Line: 5 bar



**The data shown in this page are ONLY FOR INFORMATION. The actual data will be issued according to Customer Application and Duty Cycle.*

Working layers	[n°]	1	2	3	4	5	-
Line pull	[kg]	2910	2700	2510	2350	-	-
Maximum rope speed	[m/min]	16	17	19	20	-	-
Rope length	[m]	12	24	38	53	69	-

Brevini® Motor	BRZV130	
Starting lifting pressure	155	[bar]
Operating pressure	125	[bar]
Maximum oil flow at the motor	60	[l/min]
Minimum oil flow at the motor	8	[l/min]
Static braking torque	490	[Nm]
Gear ratio	20	[i]

Advised rope diameter	12	[mm]
Oil quantity	1,1	[l]
Weight	115	[kg]
Oil fill/drain plug	G1/4	T
Lifting port	G3/8	V1
Lowering port	G3/8	V2
Motor drain port	G1/4	DR

Winch mechanisms classification in agreement with F.E.M. (1.001) (Third edition revised on 01.10.1998) **M6 (T6-L2)** $n_2 = 25 \text{ rpm}$

For safety reasons always keep at least 3 wraps of rope wrapped on the drum

Use 8.8 grade screws to fix the winch

Technical features may change with no previous notice from the manufacturer

THE PRESENT WINCH CAN'T BE USED FOR LIFTING OF PERSONNEL

The MBL of the Rope must be verified according to the requested Safety Factors

TIPO ARGANO / WINCH TYPE

EGO045

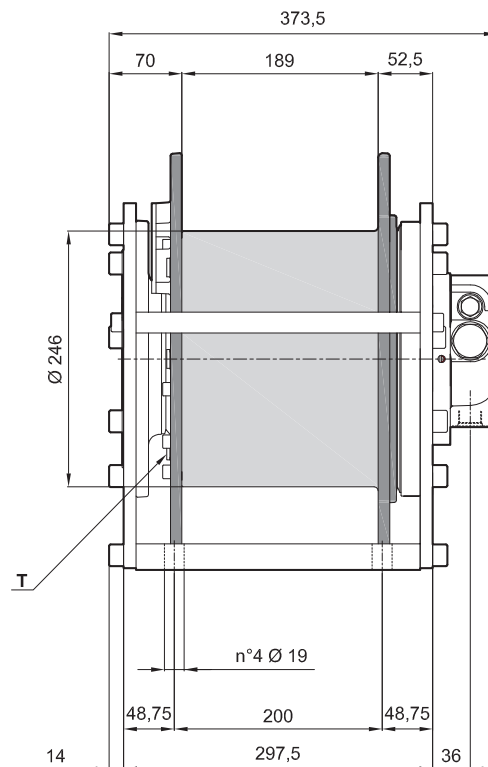
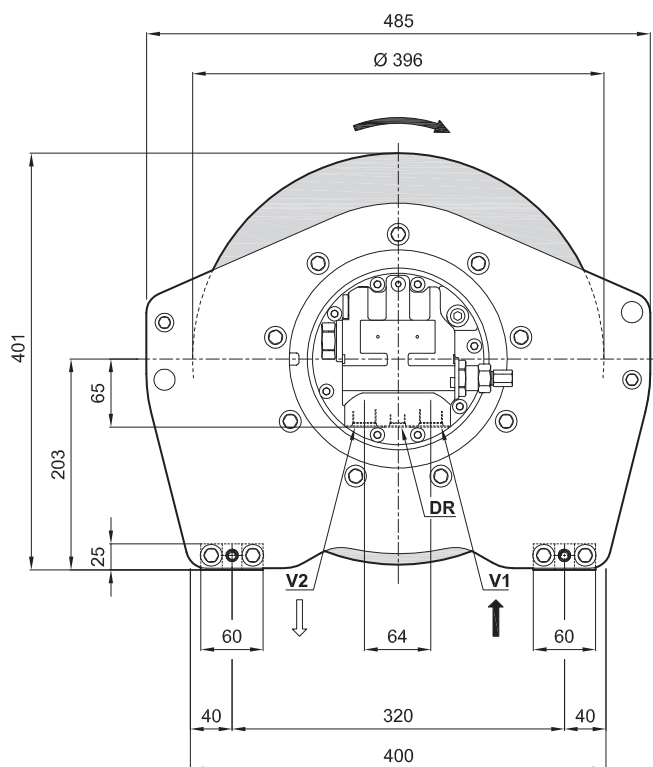
The dimensions shown can be used as reference

Previous name: EGO360HR

distinctive features: Round frame

motor displacement: 34 cm³/rev, Integrated motor

Max backpressure on return Line: 5 bar



**The data shown in this page are ONLY FOR INFORMATION. The actual data will be issued according to Customer Application and Duty Cycle.*

Working layers	[n°]	1	2	3	4	5	-
						Storage length	
Line pull	[kg]	3600	3290	3040	2820	-	-
Maximum rope speed	[m/min]	34	37	41	44	-	-
Rope length	[m]	10	21	33	46	60	-

Brevini® Motor	H4VA34
Starting lifting pressure	305 [bar]
Operating pressure	255 [bar]
Maximum oil flow at the motor	60 [l/min]
Minimum oil flow at the motor	10 [l/min]
Static braking torque	232 [Nm]
Gear ratio	39,4 [i]

Advised rope diameter	14 [mm]
Oil quantity	1 [l]
Weight	121 [kg]
Oil fill/drain plug	G1/4 T
Lifting port	7/8-14 UNF V1
Lowering port	7/8-14 UNF V2
Motor drain port	9/16-18 UNF DR

Winch mechanisms classification in agreement with F.E.M. (1.001) (Third edition revised on 01.10.1998) **M4 (T4-L2)** $n_2 = 25$ rpm

For safety reasons always keep at least 3 wraps of rope wrapped on the drum

Use 8.8 grade screws to fix the winch

Technical features may change with no previous notice from the manufacturer

THE PRESENT WINCH CAN'T BE USED FOR LIFTING OF PERSONNEL

The MBL of the Rope must be verified according to the requested Safety Factors

TIPO ARGANO / WINCH TYPE

EGO045

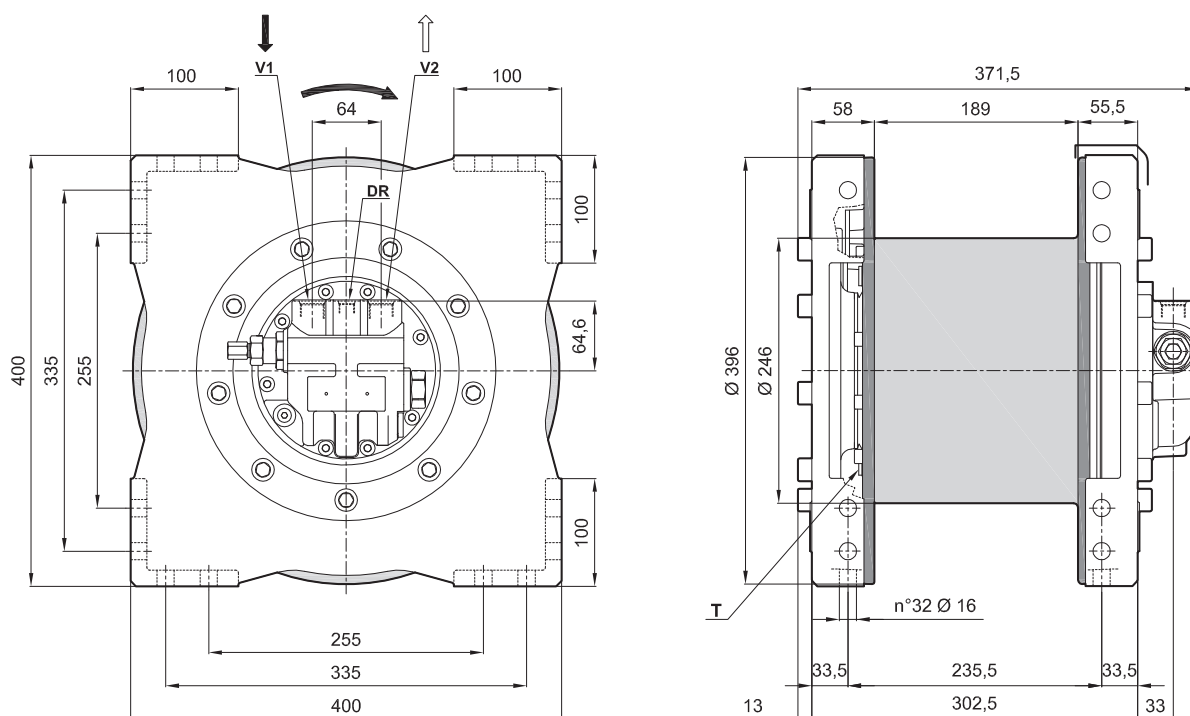
The dimensions shown can be used as reference

Previous name: EGO360HS

distinctive features: Square frame

motor displacement: 34 cm³/rev, Integrated motor

Max backpressure on return Line: 5 bar



*The data shown in this page are ONLY FOR INFORMATION. The actual data will be issued according to Customer Application and Duty Cycle.

Working layers	[n°]	1	2	3	4	5	-
						Storage length	
Line pull	[kg]	3600	3290	3040	2820	-	-
Maximum rope speed	[m/min]	34	37	41	44	-	-
Rope length	[m]	10	21	33	46	60	-

Brevini® Motor	H4VA34
Starting lifting pressure	305 [bar]
Operating pressure	255 [bar]
Maximum oil flow at the motor	60 [l/min]
Minimum oil flow at the motor	10 [l/min]
Static braking torque	232 [Nm]
Gear ratio	39,4 [i]

Advised rope diameter	14 [mm]
Oil quantity	1 [l]
Weight	125 [kg]
Oil fill/drain plug	G1/4 T
Lifting port	7/8-14 UNF V1
Lowering port	7/8-14 UNF V2
Motor drain port	9/16-18 UNF DR

Winch mechanisms classification in agreement with F.E.M. (1.001) (Third edition revised on 01.10.1998) **M4 (T4-L2)** $n_2 = 25$ rpm

For safety reasons always keep at least 3 wraps of rope wrapped on the drum

Use 8.8 grade screws to fix the winch

Technical features may change with no previous notice from the manufacturer

THE PRESENT WINCH CAN'T BE USED FOR LIFTING OF PERSONNEL

The MBL of the Rope must be verified according to the requested Safety Factors

TIPO ARGANO / WINCH TYPE

EGO065

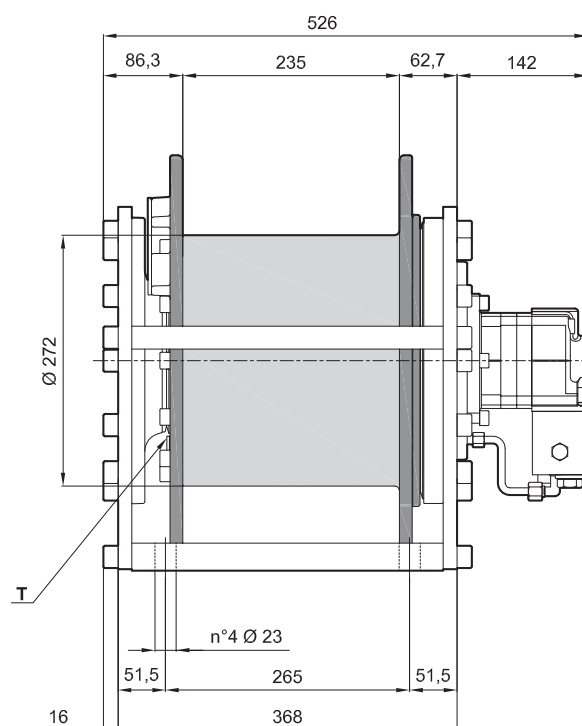
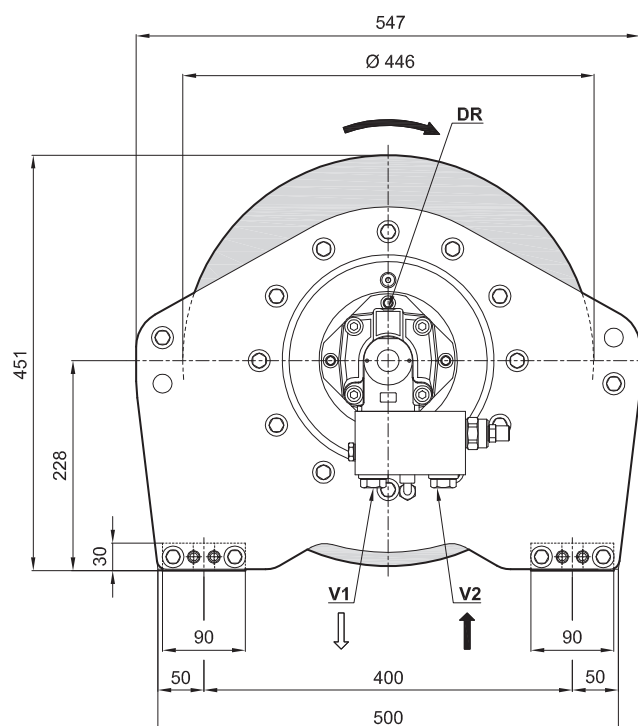
The dimensions shown can be used as reference

Previous name: EGO350LR

distinctive features: Round frame

motor displacement: 100 cm³/rev

Max backpressure on return Line: 5 bar



**The data shown in this page are ONLY FOR INFORMATION. The actual data will be issued according to Customer Application and Duty Cycle.*

Working layers	[n°]	1	2	3	4	5	-
						Storage length	
Line pull	[kg]	3380	3120	2900	2700	-	-
Maximum rope speed	[m/min]	30	32	35	37	-	-
Rope length	[m]	14	29	46	63	82	-

Brevini® Motor	HRC100
Starting lifting pressure	265 [bar]
Operating pressure	210 [bar]
Maximum oil flow at the motor	75 [l/min]
Minimum oil flow at the motor	8 [l/min]
Static braking torque	890 [Nm]
Gear ratio	18,9 [i]

Advised rope diameter	14 [mm]
Oil quantity	2 [l]
Weight	190 [kg]
Oil fill/drain plug	G1/4 T
Lifting port	G3/4 V1
Lowering port	G3/4 V2
Motor drain port	G1/4 DR

Winch mechanisms classification in agreement with F.E.M. (1.001) (Third edition revised on 01.10.1998) **M6 (T6-L2)** $n_2 = 25$ rpm

For safety reasons always keep at least 3 wraps of rope wrapped on the drum

Use 8.8 grade screws to fix the winch

Technical features may change with no previous notice from the manufacturer

THE PRESENT WINCH CAN'T BE USED FOR LIFTING OF PERSONNEL

The MBL of the Rope must be verified according to the requested Safety Factors

EGO065

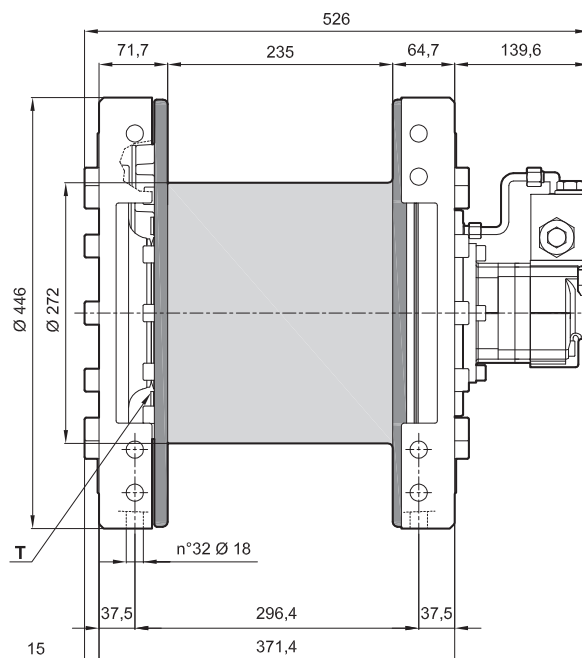
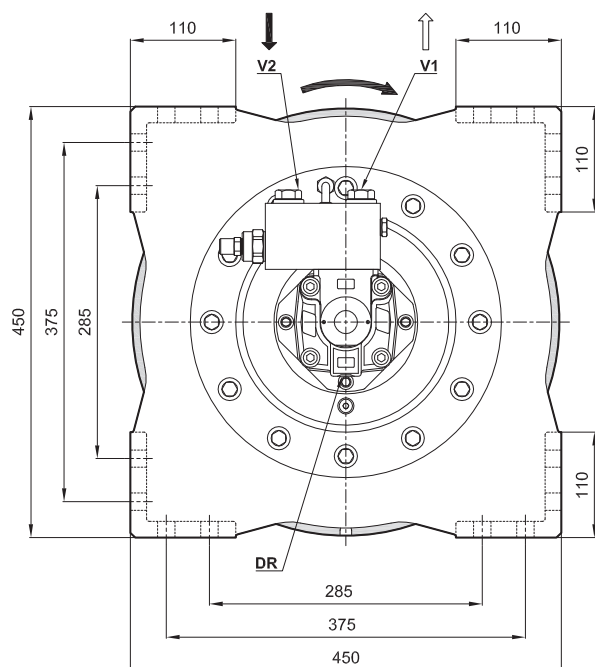
The dimensions shown can be used as reference

Previous name: EGO350LS

distinctive features: Square frame

motor displacement: 100 cm³/rev

Max backpressure on return Line: 5 bar



**The data shown in this page are ONLY FOR INFORMATION. The actual data will be issued according to Customer Application and Duty Cycle.*

Working layers	[n°]	1	2	3	4	5	-
Line pull	[kg]	3380	3120	2900	2700	-	-
Maximum rope speed	[m/min]	30	32	35	37	-	-
Rope length	[m]	14	29	46	63	82	-

Brevini® Motor	HRC100	
Starting lifting pressure	265	[bar]
Operating pressure	210	[bar]
Maximum oil flow at the motor	75	[l/min]
Minimum oil flow at the motor	8	[l/min]
Static braking torque	890	[Nm]
Gear ratio	18,9	[i]

Advised rope diameter	14	[mm]
Oil quantity	2	[l]
Weight	188	[kg]
Oil fill/drain plug	G1/4	T
Lifting port	G3/4	V1
Lowering port	G3/4	V2
Motor drain port	G1/4	DR

Winch mechanisms classification in agreement with F.E.M. (1.001) (Third edition revised on 01.10.1998) **M6 (T6-L2)** $n_s = 25 \text{ rpm}$

For safety reasons always keep at least 3 wraps of rope wrapped on the drum

Use 8.8 grade screws to fix the winch

Technical features may change with no previous notice from the manufacturer

THE PRESENT WINCH CAN'T BE USED FOR LIFTING OF PERSONNEL

The MBL of the Rope must be verified according to the requested Safety Factors

TIPO ARGANO / WINCH TYPE

EGO065

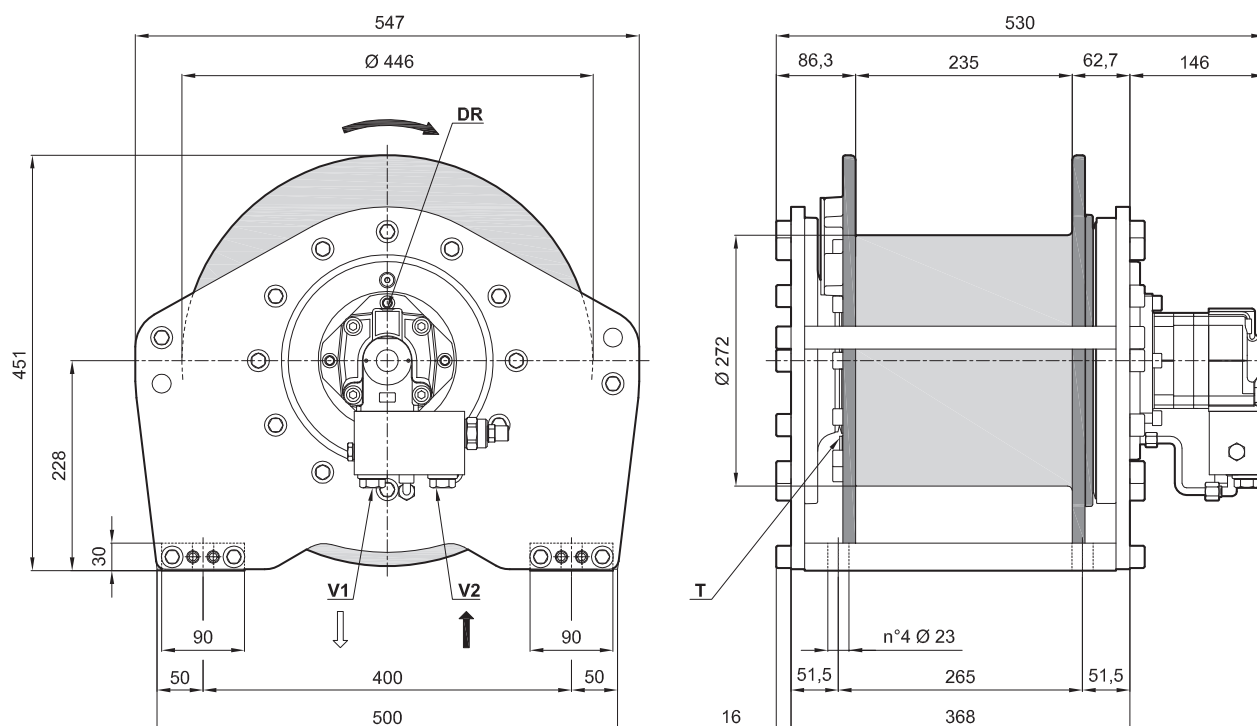
The dimensions shown can be used as reference

Previous name: EGO430LR

distinctive features: Round frame

motor displacement: 130 cm³/rev

Max backpressure on return Line: 5 bar



**The data shown in this page are ONLY FOR INFORMATION. The actual data will be issued according to Customer Application and Duty Cycle.*

Working layers	[n°]	1	2	3	4	5	-
						Storage length	
Line pull	[kg]	4220	3860	3550	3280	-	-
Maximum rope speed	[m/min]	24	26	28	31	-	-
Rope length	[m]	12	25	40	56	73	-

Brevini® Motor	HRC130
Starting lifting pressure	265 [bar]
Operating pressure	210 [bar]
Maximum oil flow at the motor	75 [l/min]
Minimum oil flow at the motor	8 [l/min]
Static braking torque	890 [Nm]
Gear ratio	18,9 [i]

Advised rope diameter	16 [mm]
Oil quantity	2 [l]
Weight	190 [kg]
Oil fill/drain plug	G1/4 T
Lifting port	G3/4 V1
Lowering port	G3/4 V2
Motor drain port	G1/4 DR

Winch mechanisms classification in agreement with F.E.M. (1.001) (Third edition revised on 01.10.1998) **M5 (T5-L2)** $n_2 = 25$ rpm

For safety reasons always keep at least 3 wraps of rope wrapped on the drum

Use 8.8 grade screws to fix the winch

Technical features may change with no previous notice from the manufacturer

THE PRESENT WINCH CAN'T BE USED FOR LIFTING OF PERSONNEL

The MBL of the Rope must be verified according to the requested Safety Factors

EGO065

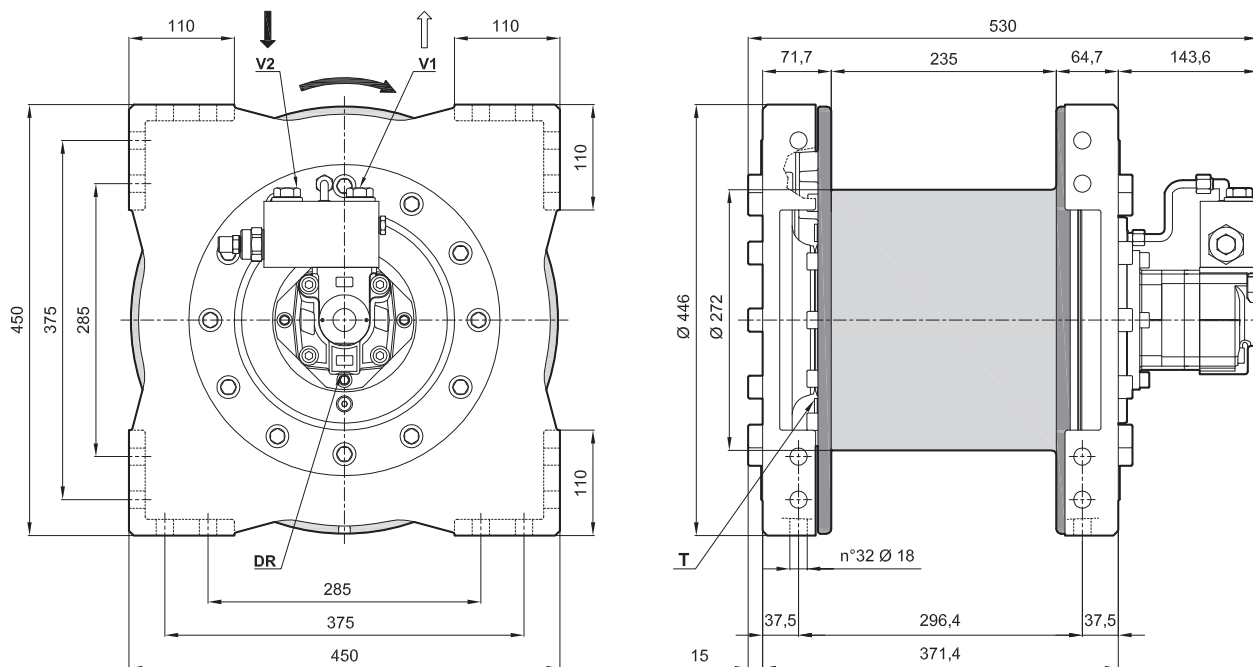
The dimensions shown can be used as reference

Previous name: EGO430LS

distinctive features: Square frame

motor displacement: 130 cm³/rev

Max backpressure on return Line: 5 bar



**The data shown in this page are ONLY FOR INFORMATION. The actual data will be issued according to Customer Application and Duty Cycle.*

Working layers	[n°]	1	2	3	4	5	-
Line pull	[kg]	4220	3860	3550	3280	-	-
Maximum rope speed	[m/min]	24	26	28	31	-	-
Rope length	[m]	12	25	40	56	73	-

Brevini® Motor	HRC130	
Starting lifting pressure	265	[bar]
Operating pressure	210	[bar]
Maximum oil flow at the motor	75	[l/min]
Minimum oil flow at the motor	8	[l/min]
Static braking torque	890	[Nm]
Gear ratio	18,9	[i]

Advised rope diameter	16	[mm]
Oil quantity	2	[l]
Weight	188	[kg]
Oil fill/drain plug	G1/4	T
Lifting port	G3/4	V1
Lowering port	G3/4	V2
Motor drain port	G1/4	DR

Winch mechanisms classification in agreement with F.E.M. (1.001) (Third edition revised on 01.10.1998) **M5 (T5-L2)** $n_s = 25 \text{ rpm}$

For safety reasons always keep at least 3 wraps of rope wrapped on the drum

Use 8.8 grade screws to fix the winch

Technical features may change with no previous notice from the manufacturer

THE PRESENT WINCH CAN'T BE USED FOR LIFTING OF PERSONNEL

The MBL of the Rope must be verified according to the requested Safety Factors

EGO065

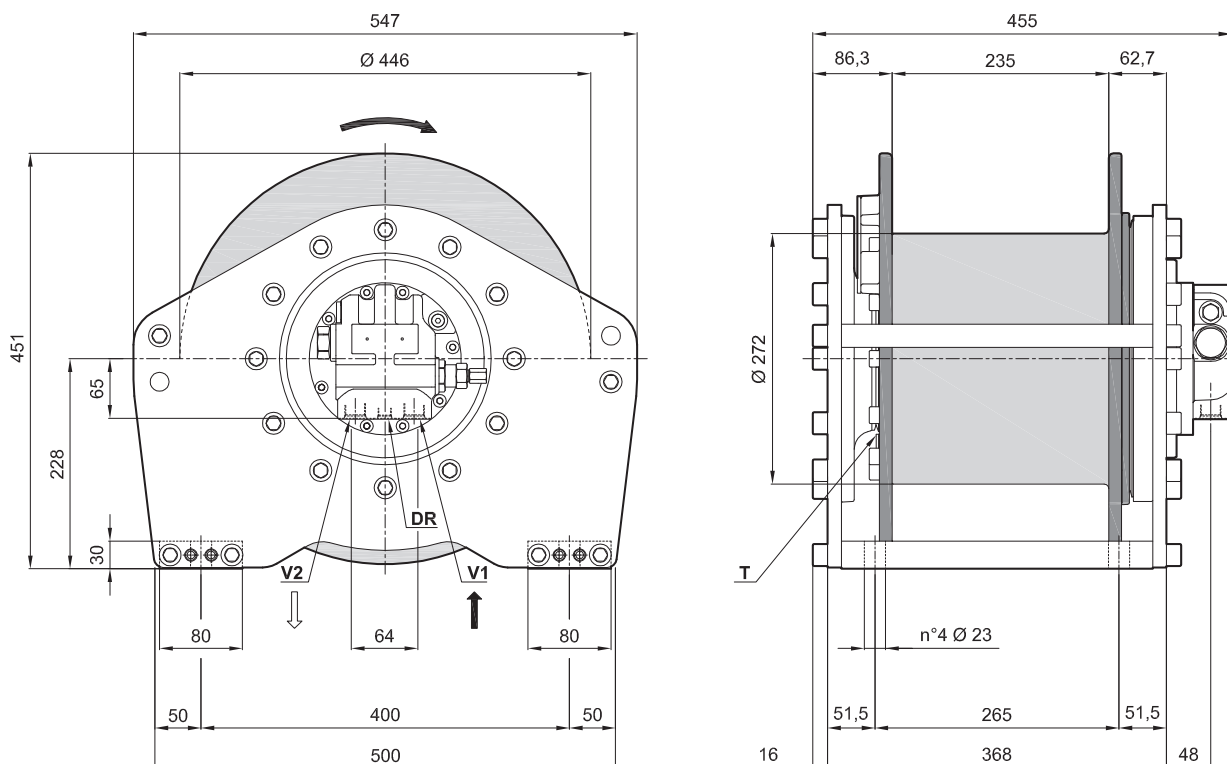
The dimensions shown can be used as reference

Previous name: EGO430HR

distinctive features: Round frame

motor displacement: 34 cm³/rev, Integrated motor

Max backpressure on return Line: 5 bar



**The data shown in this page are ONLY FOR INFORMATION. The actual data will be issued according to Customer Application and Duty Cycle.*

Working layers	[n°]	1	2	3	4	5	-
Line pull	[kg]	4300	3930	3610	3350	-	-
Maximum rope speed	[m/min]	30	33	36	38	-	-
Rope length	[m]	12	25	40	56	73	-

Brevini® Motor	H4VA34	
Starting lifting pressure	315	[bar]
Operating pressure	265	[bar]
Maximum oil flow at the motor	60	[l/min]
Minimum oil flow at the motor	10	[l/min]
Static braking torque	232	[Nm]
Gear ratio	50	[i]

Advised rope diameter	16	[mm]
Oil quantity	1,6	[l]
Weight	192	[kg]
Oil fill/drain plug	G1/4	T
Lifting port	7/8-14 UNF	V1
Lowering port	7/8-14 UNF	V2
Motor drain port	9/16-18 UNF	DR

Winch mechanisms classification in agreement with F.E.M. (1.001) (Third edition revised on 01.10.1998) **M5 (T5-L2)** $n_2 = 25 \text{ rpm}$

For safety reasons always keep at least 3 wraps of rope wrapped on the drum

Use 8.8 grade screws to fix the winch

Technical features may change with no previous notice from the manufacturer

THE PRESENT WINCH CAN'T BE USED FOR LIFTING OF PERSONNEL

The MBL of the Rope must be verified according to the requested Safety Factors

TIPO ARGANO / WINCH TYPE

EGO065

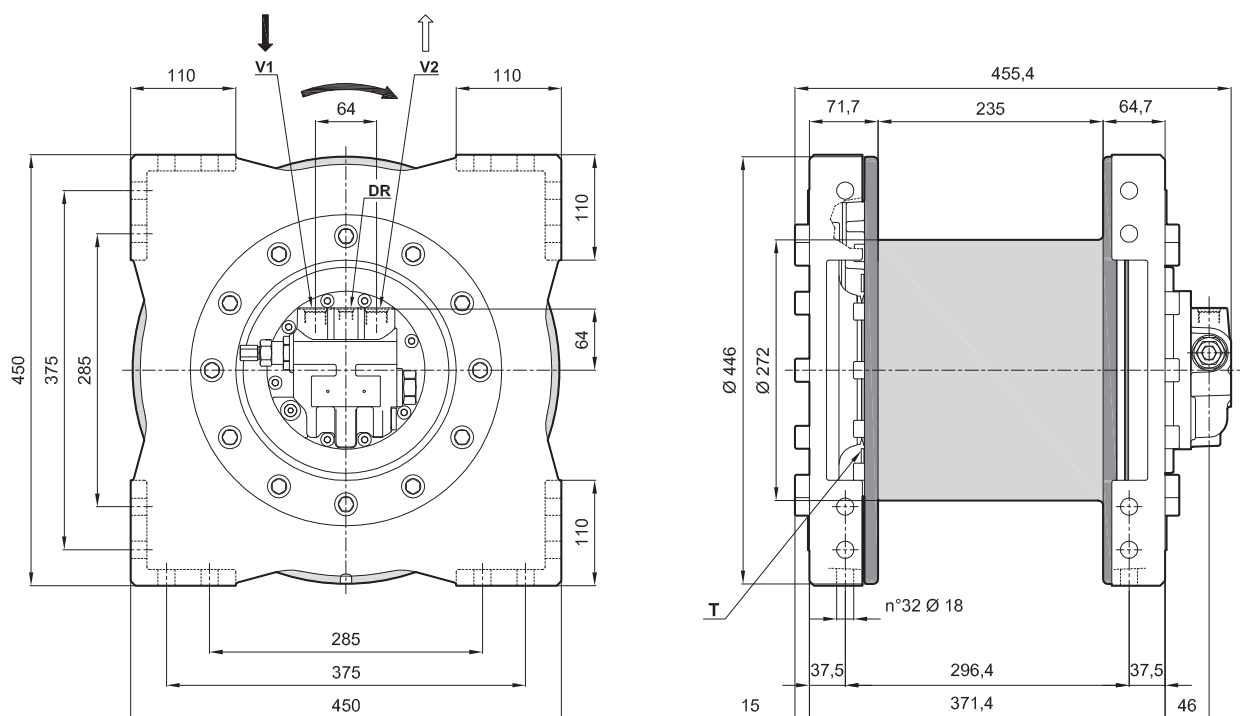
The dimensions shown can be used as reference

Previous name: EGO430HS

distinctive features: Square frame

motor displacement: 34 cm³/rev, Integrated motor

Max backpressure on return Line: 5 bar



*The data shown in this page are ONLY FOR INFORMATION. The actual data will be issued according to Customer Application and Duty Cycle.

Working layers	[n°]	1	2	3	4	5	-
						Storage length	
Line pull	[kg]	4300	3930	3610	3350	-	-
Maximum rope speed	[m/min]	30	33	36	38	-	-
Rope length	[m]	12	25	40	56	73	-

Brevini® Motor	H4VA34	Advised rope diameter	16	[mm]	
Starting lifting pressure	315	[bar]	Oil quantity	1,6	[l]
Operating pressure	265	[bar]	Weight	190	[kg]
Maximum oil flow at the motor	60	[l/min]	Oil fill/drain plug	G1/4	T
Minimum oil flow at the motor	10	[l/min]	Lifting port	7/8-14 UNF	V1
Static braking torque	232	[Nm]	Lowering port	7/8-14 UNF	V2
Gear ratio	50	[i]	Motor drain port	9/16-18 UNF	DR

Winch mechanisms classification in agreement with F.E.M. (1.001) (Third edition revised on 01.10.1998) **M5 (T5-L2)** $n_2 = 25$ rpm

For safety reasons always keep at least 3 wraps of rope wrapped on the drum

Use 8.8 grade screws to fix the winch

Technical features may change with no previous notice from the manufacturer

THE PRESENT WINCH CAN'T BE USED FOR LIFTING OF PERSONNEL

The MBL of the Rope must be verified according to the requested Safety Factors

TIPO ARGANO / WINCH TYPE

EGO065

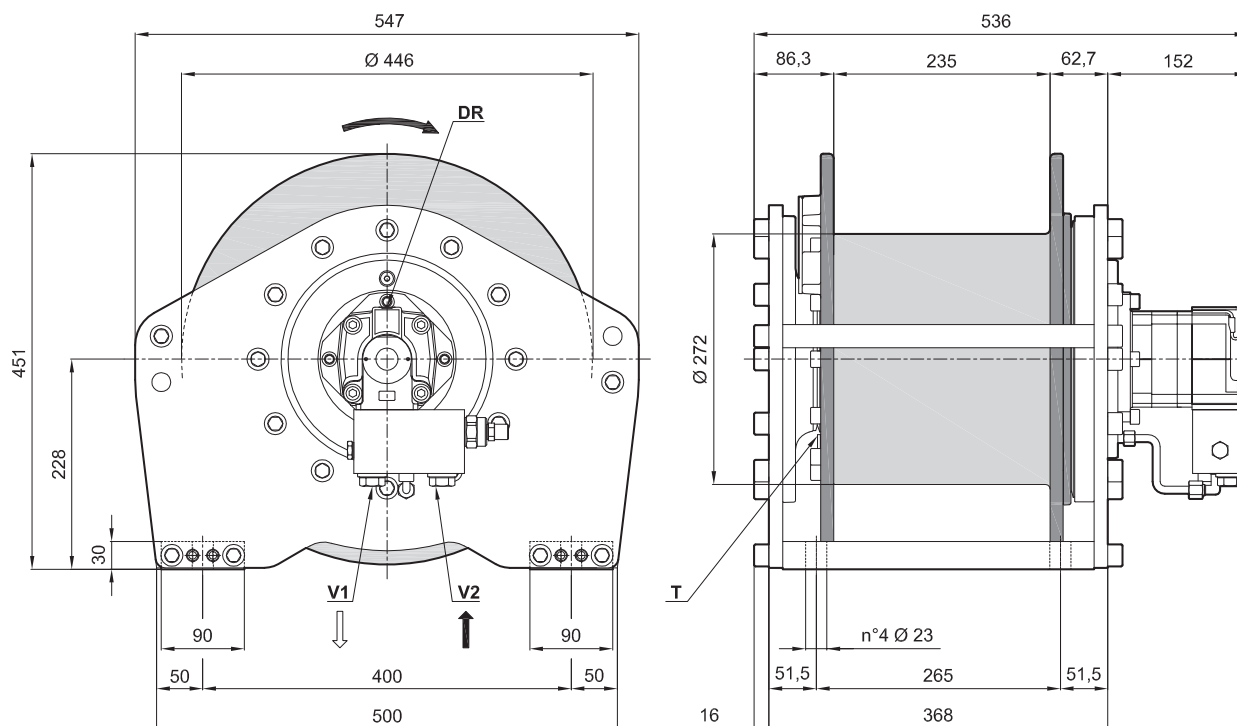
The dimensions shown can be used as reference

Previous name: EGO550LR

distinctive features: Round frame

motor displacement: 160 cm³/rev

Max backpressure on return Line: 5 bar



*The data shown in this page are ONLY FOR INFORMATION. The actual data will be issued according to Customer Application and Duty Cycle.

Working layers	[n°]	1	2	3	4	5	-
						Storage length	
Line pull	[kg]	5370	4910	4520	4180	-	-
Maximum rope speed	[m/min]	19	20	22	24	-	-
Rope length	[m]	12	25	40	56	73	-

Brevini® Motor	HRC160
Starting lifting pressure	265 [bar]
Operating pressure	210 [bar]
Maximum oil flow at the motor	75 [l/min]
Minimum oil flow at the motor	8 [l/min]
Static braking torque	890 [Nm]
Gear ratio	18,9 [i]

Advised rope diameter	16 [mm]
Oil quantity	2 [l]
Weight	190 [kg]
Oil fill/drain plug	G1/4 T
Lifting port	G3/4 V1
Lowering port	G3/4 V2
Motor drain port	G1/4 DR

Winch mechanisms classification in agreement with F.E.M. (1.001) (Third edition revised on 01.10.1998) **M5 (T5-L2)** $n_2 = 25$ rpm

For safety reasons always keep at least 3 wraps of rope wrapped on the drum

Use 8.8 grade screws to fix the winch

Technical features may change with no previous notice from the manufacturer

THE PRESENT WINCH CAN'T BE USED FOR LIFTING OF PERSONNEL

The MBL of the Rope must be verified according to the requested Safety Factors

TIPO ARGANO / WINCH TYPE

EGO065

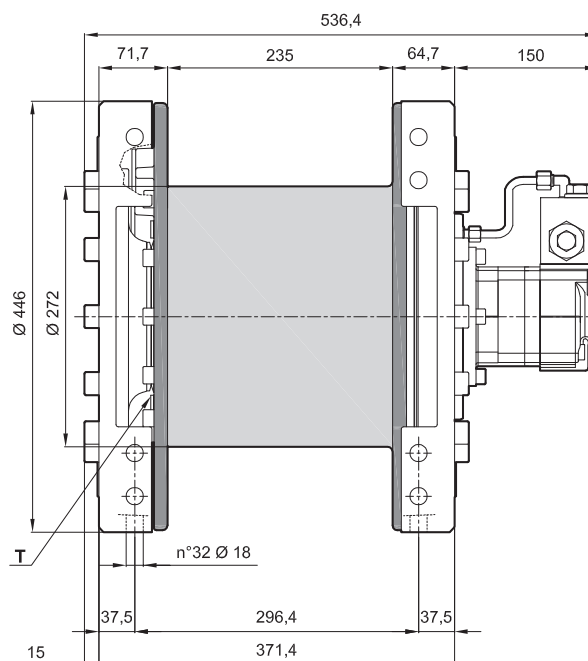
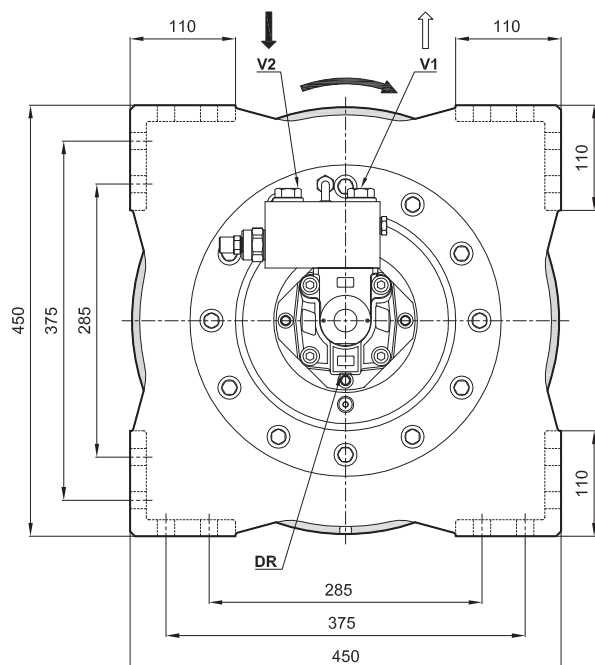
The dimensions shown can be used as reference

Previous name: EGO550LS

distinctive features: Square frame

motor displacement: 160 cm³/rev

Max backpressure on return Line: 5 bar



*The data shown in this page are ONLY FOR INFORMATION. The actual data will be issued according to Customer Application and Duty Cycle.

Working layers	[n°]	1	2	3	4	5	-
						Storage length	
Line pull	[kg]	5370	4910	4520	4180	-	-
Maximum rope speed	[m/min]	19	20	22	24	-	-
Rope length	[m]	12	25	40	56	73	-

Brevini® Motor	HRC160
Starting lifting pressure	265 [bar]
Operating pressure	210 [bar]
Maximum oil flow at the motor	75 [l/min]
Minimum oil flow at the motor	8 [l/min]
Static braking torque	890 [Nm]
Gear ratio	18,9 [i]

Advised rope diameter	16 [mm]
Oil quantity	2 [l]
Weight	188 [kg]
Oil fill/drain plug	G1/4 T
Lifting port	G3/4 V1
Lowering port	G3/4 V2
Motor drain port	G1/4 DR

Winch mechanisms classification in agreement with F.E.M. (1.001) (Third edition revised on 01.10.1998) **M5 (T5-L2)** $n_2 = 25$ rpm

For safety reasons always keep at least 3 wraps of rope wrapped on the drum

Use 8.8 grade screws to fix the winch

Technical features may change with no previous notice from the manufacturer

THE PRESENT WINCH CAN'T BE USED FOR LIFTING OF PERSONNEL

The MBL of the Rope must be verified according to the requested Safety Factors

Serie "BWT"

Questi argani di elevato tonnellaggio sono realizzati per soddisfare il settore del recupero per i mezzi del soccorso stradale pesante. La loro naturale evoluzione applicativa li porta ad essere utilizzati anche in altri settori quali il Militare, la Protezione Civile, gli Enti Pubblici e Aziende dove utilizzano sistemi per il trasporto di grossi mezzi cingolati e di movimento terra.

Questa serie di argani utilizzano riduttori epicicloidali pluristadio e riduttore angolare come stadio veloce in ingresso, ad eccezione del "BWT10000". La particolarità di questi argani a comando idraulico è quella di avere la possibilità di rendere il tamburo folle rispetto al sistema con argano frenato. Questa funzionalità si ottiene con un sistema di disinnesto meccanico, azionato manualmente (standard), oppure oleo-pneumatico a richiesta.

La serie "BWT" permette di svolgere la fune dal tamburo, svincolando meccanicamente il tamburo stesso, dal sistema di frenatura dell'argano quando la motorizzazione non è alimentata dal sistema idraulico.

Questa operazione permette all'utilizzatore di portare il gancio, fissato in testa alla fune, fino al punto di recupero del carico, eseguendo questa attività in sicurezza perché il tamburo è folle.

In tal caso anche una errata manovra di messa in moto dell'argano, non compromette la sicurezza delle operazioni manuali.

Per eseguire la manovra di recupero, l'utilizzatore, una volta bloccato il tamburo per mezzo del sistema di innesto meccanico, interviene sui comandi idraulici asserviti al sistema argano, allo scopo di eseguire le operazioni di normale recupero.

Prestazioni che vanno dal tiro diretto al primo strato di 10000 daN dell'argano "BWT10000" ai 30000 daN dell'argano "BWT30000".

NOTA

La classificazione FEM, indicata nelle schede prodotto, è riferita alla sola ingranaggeria..

"BWT" Series

These high tonnage winches are made to satisfy the recovery sector for heavy highway emergency vehicles. Their natural application evolution leads them to be used in other sectors too, such as the Military, Civil Protection, Public Authorities and Companies that use systems for the transportation of large tracked vehicles and earth moving equipment.

This winch Series uses multi-stage planetary gear reducers and right angle gear reducer for the fast input stage, except for the "BWT10000".

The peculiarity of these hydraulically powered winches is that they enable having the drum in neutral with respect to the system with a braked winch.

This functionality is obtained with a mechanical disengagement system, activated manually (standard) or air-hydraulically on request.

The "BWT" series enables unwinding the rope from the drum, mechanically freeing the drum from the braking system of the winch when the motor drive is not powered by the hydraulic system.

This operation enables the user to take the hook, secured at its head to the rope, as far as the point of load recovery, doing this safely because the drum is in neutral.

In this case even starting the winch incorrectly will not compromise the safety of the manual operations.

To perform the recovery manoeuvre the user, after locking the drum by means of the mechanical connection system, operates the hydraulic controls interlocked with the winch system in order to perform the normal recovery operations.

Performance ranging from a first layer direct pull of 10000 daN for the "BWT10000" winch to 30000 daN for the "BWT30000" winch.

NOTE

The FEM classification, mentioned on the Technical Sheets, is referred to the gears train only

TIPO ARGANO / WINCH TYPE

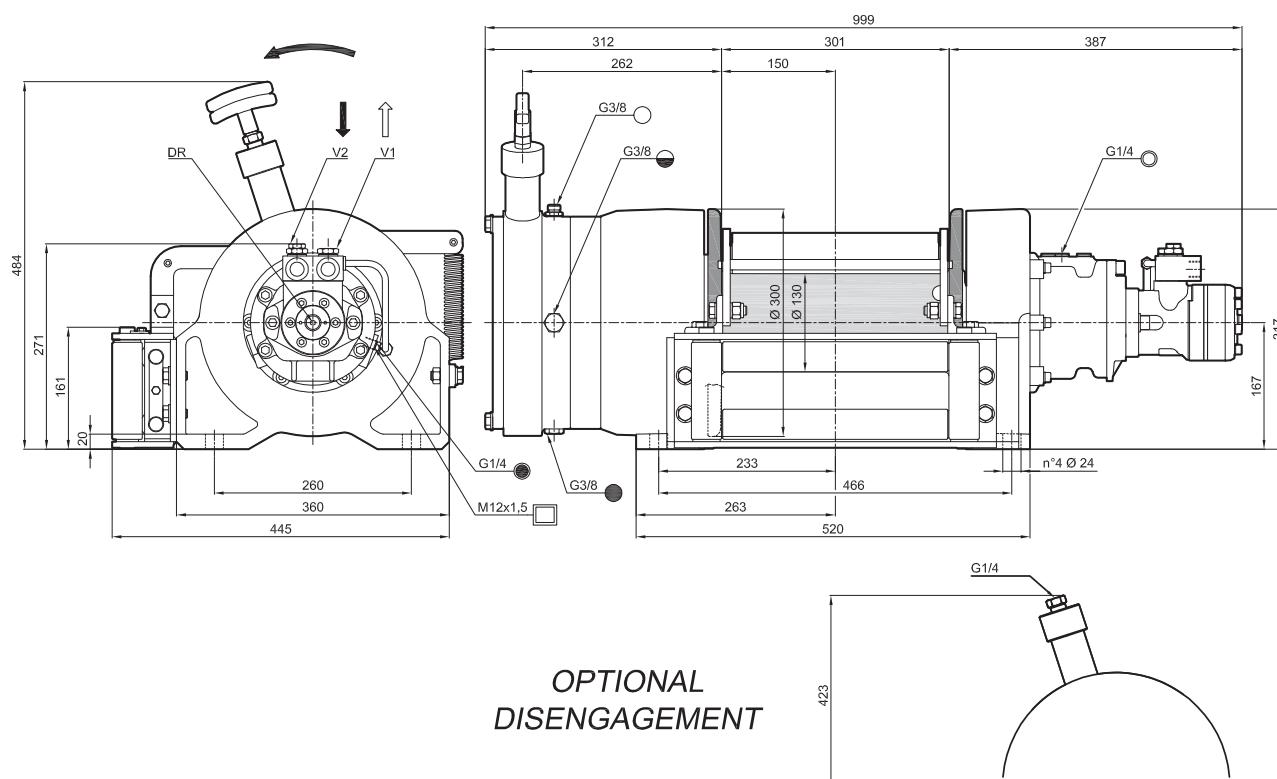
BWT10000

The dimensions shown can be used as reference

Previous name: **BWT10000**

motor displacement: 130 cm³/rev

Max backpressure on return Line: 5 bar



OPTIONAL
DISENGAGEMENT

Oil plugs

- Filling and Breather plug
- Oil level plug
- Magnetic and drain plug
- ▲ Greasing
- Brake Breather plug
- Brake oil level plug
- Brake drain plug
- Brake releasing plug

**The data shown in this page are ONLY FOR INFORMATION. The actual data will be issued according to Customer Application and Duty Cycle.*

Working layers	[n°]	1	2	3	4	5	-
						Storage length	
Line pull	[kg]	10040	8460	7300	6430	-	-
Maximum rope speed	[m/min]	5	7	8	9	-	-
Rope length	[m]	8	17	29	41	55	-

Brevini® Motor	BRO130
Starting lifting pressure	190 [bar]
Operating pressure	155 [bar]
Maximum oil flow at the motor	60 [l/min]
Minimum oil flow at the motor	8 [l/min]
Static braking torque	377 [Nm]
Gear ratio	31,4 [i]

Advised rope diameter	16 [mm]
Oil quantity	3 [l]
Weight	190 [kg]
Oil fill/drain plug	G3/8 T
Lifting port	G1/2 V1
Lowering port	G1/2 V2
Motor drain port	G1/4 DR

Winch mechanisms classification in agreement with F.E.M. (1.001) (Third edition revised on 01.10.1998) **M7 (T7-L2)** $n_2 = 25$ rpm

For safety reasons always keep at least 3 wraps of rope wrapped on the drum

Use 8.8 grade screws to fix the winch

Technical features may change with no previous notice from the manufacturer

THE PRESENT WINCH CAN'T BE USED FOR LIFTING OF PERSONNEL

The MBL of the Rope must be verified according to the requested Safety Factors

TIPO ARGANO / WINCH TYPE

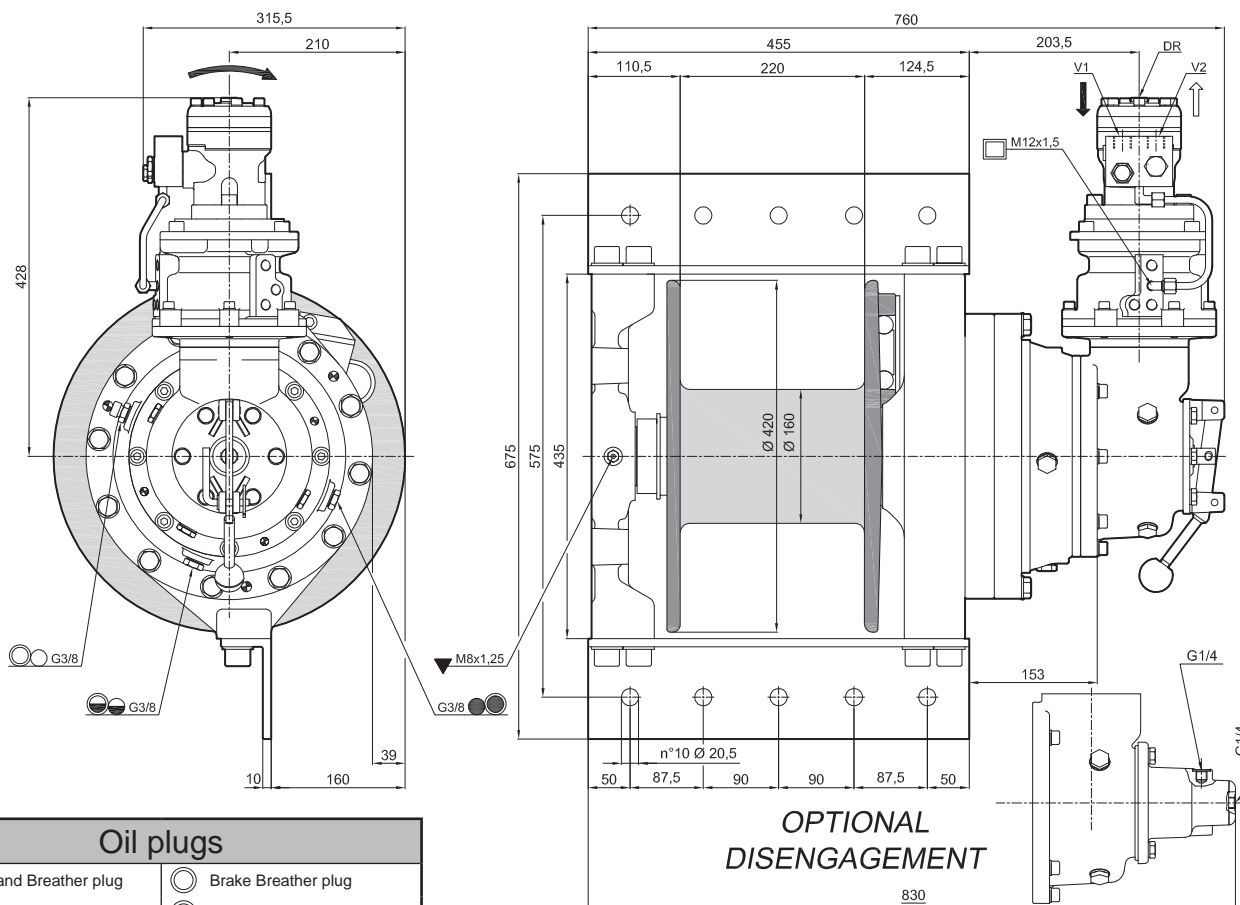
BWT20000

The dimensions shown can be used as reference

Previous name: BWT15000

motor displacement: 80 cm³/rev

Max backpressure on return Line: 5 bar



Oil plugs

- Filling and Breather plug
- Oil level plug
- Magnetic and drain plug
- ▲ Greasing
- Brake Breather plug
- Brake oil level plug
- Brake drain plug
- Brake releasing plug

*The data shown in this page are ONLY FOR INFORMATION. The actual data will be issued according to Customer Application and Duty Cycle.

Working layers	[n°]	1	2	3	4	5	6
Line pull	[kg]	15050	12650	10910	9590	8550	-
Maximum rope speed	[m/min]	4	5	5	6	7	-
Rope length	[m]	5	12	20	29	39	50

Brevini® Motor	BRO080
Starting lifting pressure	210 [bar]
Operating pressure	170 [bar]
Maximum oil flow at the motor	60 [l/min]
Minimum oil flow at the motor	8 [l/min]
Static braking torque	377 [Nm]
Gear ratio	84,6 [i]

Advised rope diameter	20 [mm]
Oil quantity	4,5 [l]
Weight	225 [kg]
Oil fill/drain plug	G3/8 T
Lifting port	G1/2 V1
Lowering port	G1/2 V2
Motor drain port	G1/4 DR

Winch mechanisms classification in agreement with F.E.M. (1.001) (Third edition revised on 01.10.1998) **M5 (T5-L2)** $n_2 = 25$ rpm

For safety reasons always keep at least 3 wraps of rope wrapped on the drum

Use 8.8 grade screws to fix the winch

Technical features may change with no previous notice from the manufacturer

THE PRESENT WINCH CAN'T BE USED FOR LIFTING OF PERSONNEL

The MBL of the Rope must be verified according to the requested Safety Factors

TIPO ARGANO / WINCH TYPE

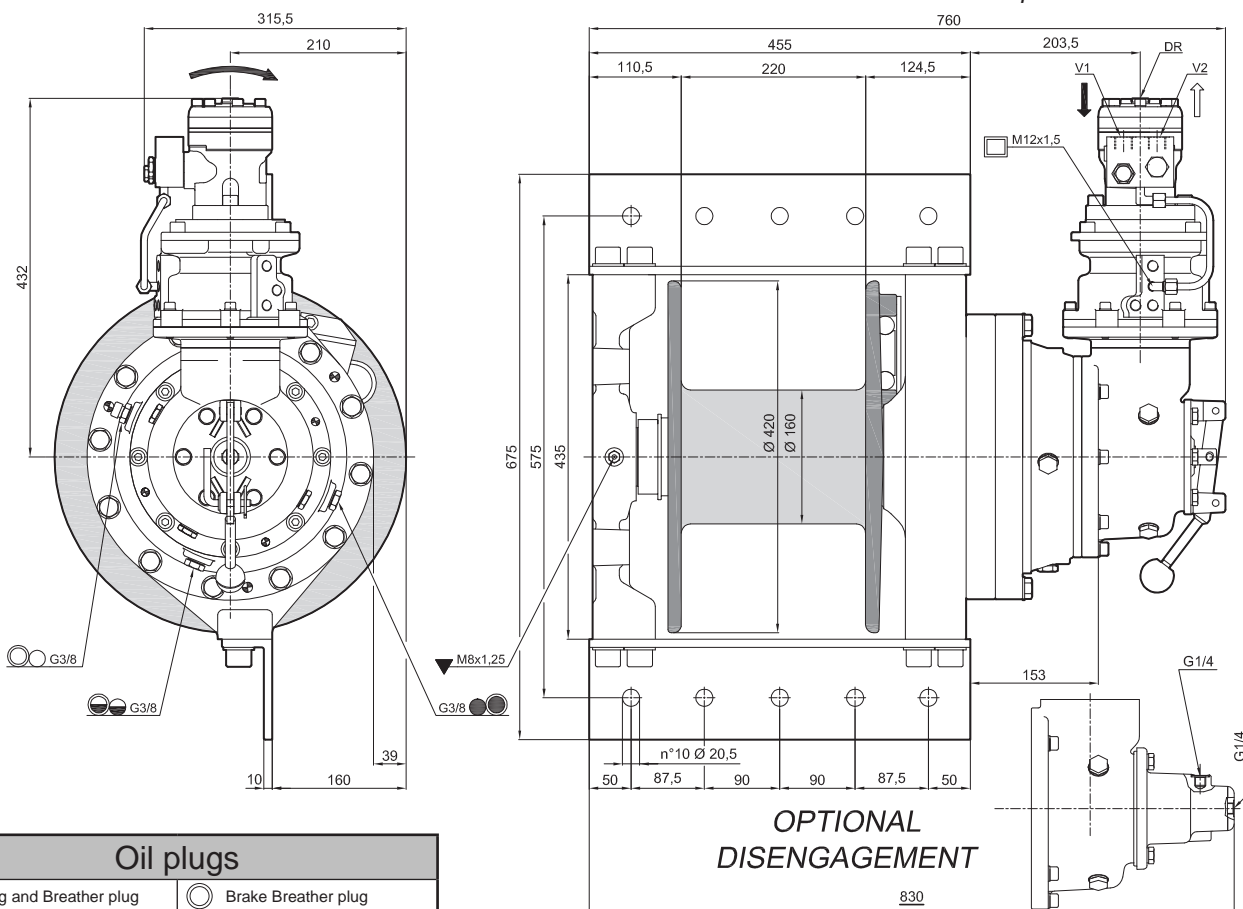
BWT20000

The dimensions shown can be used as reference

Previous name: BWT20000

motor displacement: 80 cm³/rev

Max backpressure on return Line: 5 bar



Oil plugs

- Filling and Breather plug
- Oil level plug
- Magnetic and drain plug
- ▲ Greasing
- Brake Breather plug
- Brake oil level plug
- Brake drain plug
- Brake releasing plug

*The data shown in this page are ONLY FOR INFORMATION. The actual data will be issued according to Customer Application and Duty Cycle.

Working layers	[n°]	1	2	3	4	5	-
						Storage length	
Line pull	[kg]	19220	15930	13600	11860	-	-
Maximum rope speed	[m/min]	3	4	4	5	-	-
Rope length	[m]	5	11	19	27	37	-

Brevini® Motor	BRO100
Starting lifting pressure	220 [bar]
Operating pressure	175 [bar]
Maximum oil flow at the motor	60 [l/min]
Minimum oil flow at the motor	8 [l/min]
Static braking torque	377 [Nm]
Gear ratio	84,6 [i]

Advised rope diameter	22 [mm]
Oil quantity	4,5 [l]
Weight	225 [kg]
Oil fill/drain plug	G3/8 T
Lifting port	G1/2 V1
Lowering port	G1/2 V2
Motor drain port	G1/4 DR

Winch mechanisms classification in agreement with F.E.M. (1.001) (Third edition revised on 01.10.1998) **M2 (T2-L2)** $n_2 = 25$ rpm

For safety reasons always keep at least 3 wraps of rope wrapped on the drum

Use 8.8 grade screws to fix the winch

Technical features may change with no previous notice from the manufacturer

THE PRESENT WINCH CAN'T BE USED FOR LIFTING OF PERSONNEL

The MBL of the Rope must be verified according to the requested Safety Factors

TIPO ARGANO / WINCH TYPE

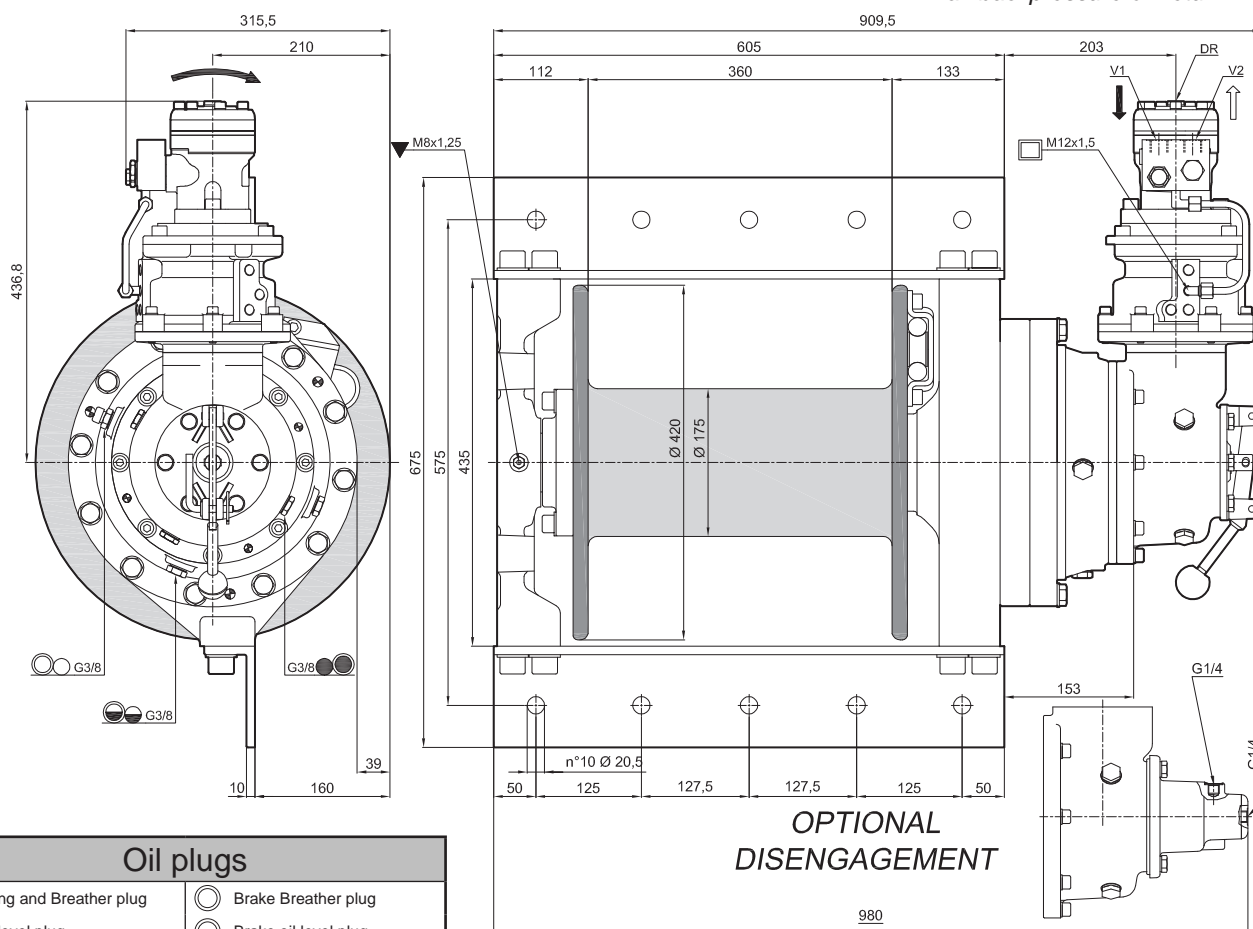
BWT20000

The dimensions shown can be used as reference

Previous name: **BWT20000L**

motor displacement: 130 cm³/rev, Long drum

Max backpressure on return Line: 5 bar



Oil plugs

- Filling and Breather plug
- Oil level plug
- Magnetic and drain plug
- ▲ Greasing
- Brake Breather plug
- Brake oil level plug
- Brake drain plug
- Brake releasing plug

*The data shown in this page are ONLY FOR INFORMATION. The actual data will be issued according to Customer Application and Duty Cycle.

Working layers	[n°]	1	2	3	4	5	-
						Storage length	
Line pull	[kg]	20060	16850	14520	12760	-	-
Maximum rope speed	[m/min]	2	3	4	4	-	-
Rope length	[m]	9	20	34	48	65	-

Brevini® Motor	BRO130
Starting lifting pressure	200 [bar]
Operating pressure	160 [bar]
Maximum oil flow at the motor	60 [l/min]
Minimum oil flow at the motor	8 [l/min]
Static braking torque	377 [Nm]
Gear ratio	84,6 [i]

Advised rope diameter	22 [mm]
Oil quantity	5 [l]
Weight	320 [kg]
Oil fill/drain plug	G3/8 T
Lifting port	G1/2 V1
Lowering port	G1/2 V2
Motor drain port	G1/4 DR

Winch mechanisms classification in agreement with F.E.M. (1.001) (Third edition revised on 01.10.1998) **M2 (T2-L2)** $n_2 = 25$ rpm

For safety reasons always keep at least 3 wraps of rope wrapped on the drum

Use 8.8 grade screws to fix the winch

Technical features may change with no previous notice from the manufacturer

THE PRESENT WINCH CAN'T BE USED FOR LIFTING OF PERSONNEL

The MBL of the Rope must be verified according to the requested Safety Factors

TIPO ARGANO / WINCH TYPE

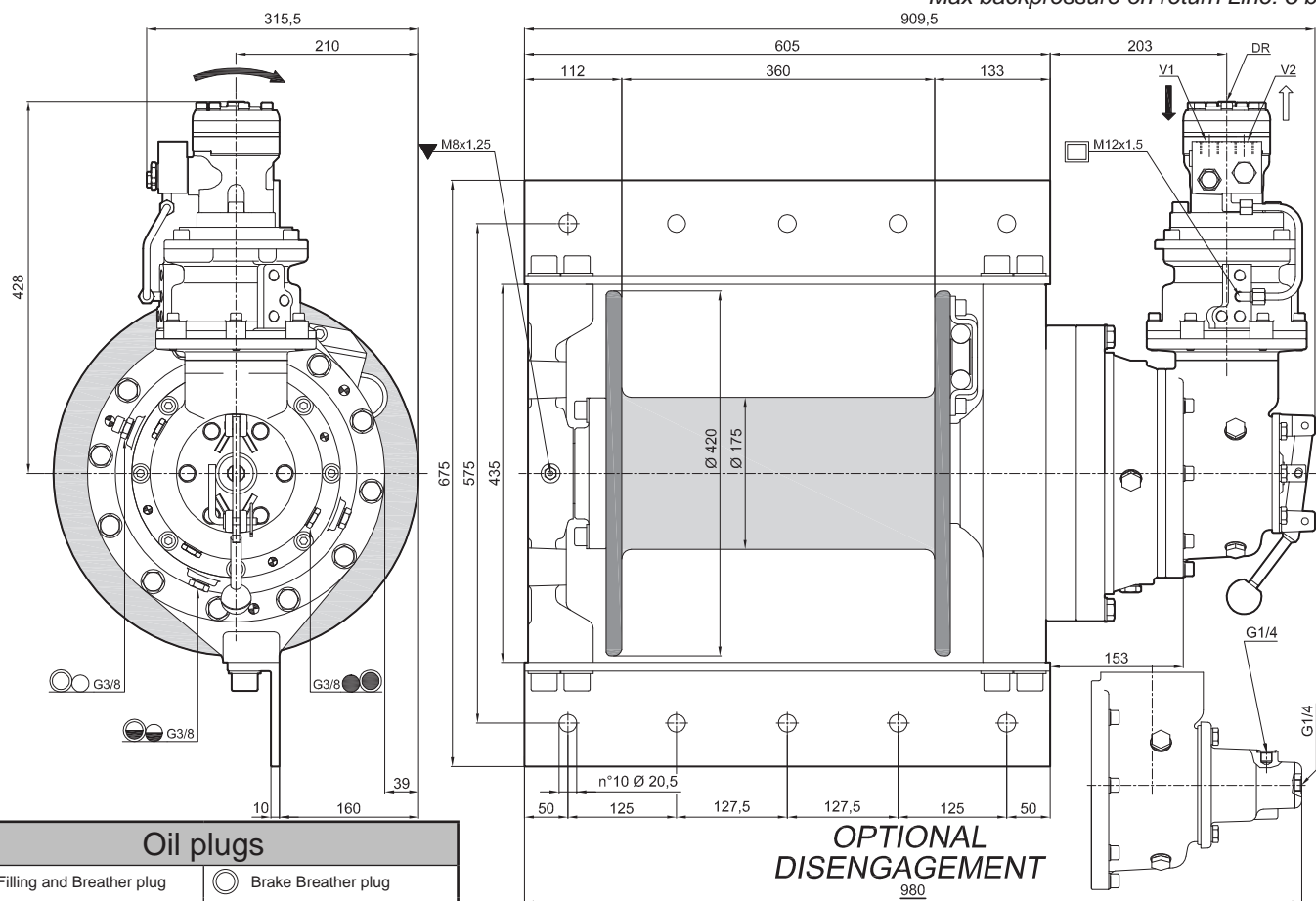
BWT25000

The dimensions shown can be used as reference

Previous name: **BWT25000**

motor displacement: 80 cm³/rev

Max backpressure on return Line: 5 bar



Oil plugs

- Filling and Breather plug
- Oil level plug
- Magnetic and drain plug
- ▲ Greasing
- Brake Breather plug
- Brake oil level plug
- Brake drain plug
- Brake releasing plug

**The data shown in this page are ONLY FOR INFORMATION. The actual data will be issued according to Customer Application and Duty Cycle.*

Working layers	[n°]	1	2	3	4	5	-
						Storage length	
Line pull	[kg]	24200	20070	17140	14960	-	-
Maximum rope speed	[m/min]	2	3	3	4	-	-
Rope length	[m]	9	19	31	45	61	-

Brevini® Motor	BRO080
Starting lifting pressure	220 [bar]
Operating pressure	175 [bar]
Maximum oil flow at the motor	60 [l/min]
Minimum oil flow at the motor	8 [l/min]
Static braking torque	377 [Nm]
Gear ratio	144,9 [i]

Advised rope diameter	24 [mm]
Oil quantity	5 [l]
Weight	320 [kg]
Oil fill/drain plug	G3/8 T
Lifting port	G1/2 V1
Lowering port	G1/2 V2
Motor drain port	G1/4 DR

Winch mechanisms classification in agreement with F.E.M. (1.001) (Third edition revised on 01.10.1998) **M2 (T2-L2)** $n_2 = 25$ rpm

For safety reasons always keep at least 3 wraps of rope wrapped on the drum

Use 8.8 grade screws to fix the winch

Technical features may change with no previous notice from the manufacturer

THE PRESENT WINCH CAN'T BE USED FOR LIFTING OF PERSONNEL

The MBL of the Rope must be verified according to the requested Safety Factors

TIPO ARGANO / WINCH TYPE

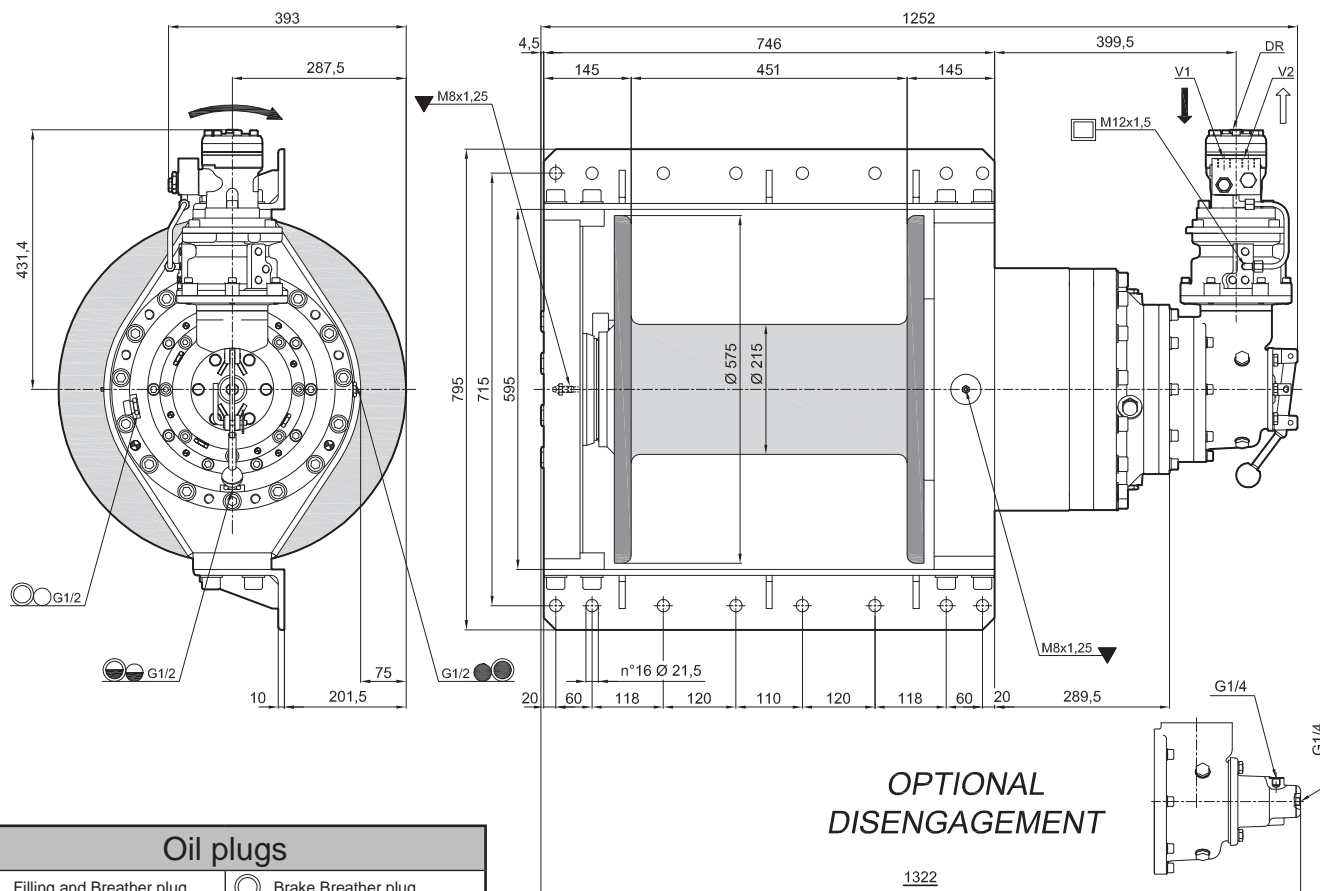
BWT30000

The dimensions shown can be used as reference

Previous name: BWT30000

motor displacement: 100 cm³/rev

Max backpressure on return Line: 5 bar



Oil plugs

- Filling and Breather plug
- Oil level plug
- Magnetic and drain plug
- ▲ Greasing
- Brake Breather plug
- Brake oil level plug
- Brake drain plug
- Brake releasing plug

*The data shown in this page are ONLY FOR INFORMATION. The actual data will be issued according to Customer Application and Duty Cycle.

Working layers	[n°]	1	2	3	4	5	6
Line pull	[kg]	28990	24480	21180	18670	16690	15090
Maximum rope speed	[m/min]	2	2	3	3	3	4
Rope length	[m]	12	26	44	62	84	107

Brevini® Motor	BRO100
Starting lifting pressure	220 [bar]
Operating pressure	175 [bar]
Maximum oil flow at the motor	60 [l/min]
Minimum oil flow at the motor	8 [l/min]
Static braking torque	377 [Nm]
Gear ratio	169 [i]

Advised rope diameter	26 [mm]
Oil quantity	6 [l]
Weight	560 [kg]
Oil fill/drain plug	G3/8 T
Lifting port	G1/2 V1
Lowering port	G1/2 V2
Motor drain port	G1/4 DR

Winch mechanisms classification in agreement with F.E.M. (1.001) (Third edition revised on 01.10.1998) **M2 (T2-L2)** $n_2 = 25$ rpm

For safety reasons always keep at least 3 wraps of rope wrapped on the drum

Use 8.8 grade screws to fix the winch

Technical features may change with no previous notice from the manufacturer

THE PRESENT WINCH CAN'T BE USED FOR LIFTING OF PERSONNEL


The MBL of the Rope must be verified according to the requested Safety Factors

Pressacavo

Il pressacavo assicura il corretto avvolgimento della fune attorno al tamburo ed è altamente raccomandato quando è presente più di uno strato di fune avvolta.

Pressure Roller

The pressure roller ensures the correct spooling of the rope on the drum and is highly recommended when there is more than one layer of rope wound on the drum.

**Limit Switch**


Il dispositivo assicura che sul tamburo sia sempre presente un numero minimo di spire per ragioni di sicurezza, evitando che la fune si sfilì dall'argano causando la caduta del carico:

- Limit switch rotativo (CLS)
- Limit switch elettrico di minima
- Limit switch idraulico di minima

Limit Switch

This device ensures a minimum number of wraps always need to be wound on the drum for safety reason, to avoid that the rope goes away from the winch causing the fall of the load. There are several types of control:

- Rotative limit switch (CLS)
- Min electric limit switch
- Min. Hydraulic limit switch




Tamburo scanalato

Il tamburo scanalato assicura il perfetto avvolgimento della fune attorno al tamburo aumentando la sicurezza e la vita utile della fune. È altamente consigliato quando sono presenti 4 o 5 strati di fune sul tamburo.

Grooved drum

The grooved drum ensures the perfect spooling of the rope on the drum, increasing the safety and the rope life. Is highly suggested in case of 4 or 5 layers of rope on the drum.




Rulliera

La rulliera è usata per evitare carichi assiali sulla struttura dell'argano.

Roller fairlead

The roller fairlead is used to avoid side loads on the winch structure.



Predisposizione al sensore di velocità

Alberino di uscita predisposto per l'utilizzo di sensori di velocità

Speed sensor predisposition

Rotative output shaft for Speed sensor device



Fune ed accessori

Rope and accessories



Fune con redancia
Rope with thimble



Grillo
Shackle



Gancio
Hook

TABELLA OLI LUBRIFICANTI: USO GENERALE

LUBRICANT TABLE: GENERAL USE



Produttore Manufacturer	Oli Minerali Mineral oils			Oli Sintetici Polialfaolefine (PAO) Poly-Alpha-Olefin synthetic oils (PAO)		
	ISO VG 150	ISO VG 220	ISO VG 320	ISO VG 150	ISO VG 220	ISO VG 320
ADDINOL	Eco Gear 150 M	Eco Gear 220 M	Eco Gear 320 M	Eco Gear 150 S	Eco Gear 220 S	Eco Gear 320 S
ARAL	Degol BG 50 Plus	Degol BG 220 Plus	Degol BG 320 Plus	Degol PAS 150	Degol PAS 220	Degol PAS 320
BP	Energol GR-XP 150	Energol GR-XP 220	Energol GR-XP 320	Energol EPX 150	Energol EPX 220	Energol EPX 320
CASTROL	Alpha SP 150	Alpha SP 220	Alpha SP 320	Alphasyn EP 150	Alphasyn EP 220	Alphasyn EP 320
CEPSA	Engranajes XMP 150	Engranajes XMP 220	Engranajes XMP 320	-	Aerogear Synt 220	Aerogear Synt 320
CHEVRON	-	-	-	Tegra Synthetic Gear 150	Tegra Synthetic Gear 220	Tegra Synthetic Gear 320
ENI	Blasia 150	Blasia 220	Blasia 320	Blasia SX 150	Blasia SX 220	Blasia SX 320
FUCHS	Renolin CLP Gear Oil 150	Renolin CLP Gear Oil 220	Renolin CLP Gear Oil 320	Renolin Unisyn CLP 150	Renolin Unisyn CLP 220	Renolin Unisyn CLP 320
KLÜBER	Klüberoil GEM 1-150 N	Klüberoil GEM 1-220 N	Klüberoil GEM 1-320 N	Klübersynth GEM 4-150 N	Klübersynth GEM 4-220 N	Klübersynth GEM 4-320 N
LUBRITECH	Gearmaster CLP 150	Gearmaster CLP 220	Gearmaster CLP 320	Gearmaster SYN 150	Gearmaster SYN 220	Gearmaster SYN 320
MOBIL	Mobilgear XMP 150	Mobilgear XMP 220	Mobilgear XMP 320	Mobil SHC Gear 150	Mobil SHC Gear 220	Mobil SHC Gear 320
MOBIL	-	-	-	SHC 629	SHC 630	SHC 632
MOLIKOTE	L-0115	L-0122	L-0132	L-2115	L-2122	L-2132
NILS	Ripress EP 150	Ripress EP 220	Ripress EP 320	Atoil Synth PAO 150	-	Atoil Synth PAO 320
PANOLIN	-	-	-	EP Gear Synth 150	EP Gear Synth 150	EP Gear Synth 150
Q8	Goya NT 150	Goya NT 220	Goya NT 320	El Greco 150	El Greco 220	El Greco 320
REPSOL	Super Tauro 150	Super Tauro 220	Super Tauro 320	Super Tauro Sintetico 150	Super Tauro Sintetico 220	Super Tauro Sintetico 320
SHELL	Omala S2 G 150	Omala S2 G 220	Omala S2 320	Omala S4 GX 150	Omala S4 GX 220	Omala S4 GX 320
SHELL	-	-	-	Morlina S4 B 150	Morlina S4 B 220	Morlina S4 B 320
SUNOCO	Sun EP 150	Sun EP 220	Sun EP 320	-	-	-
TEXACO	Meropa 150	Meropa 220	Meropa 320	Pinnacle EP 150	Pinnacle EP 220	Pinnacle EP 320
TOTAL	Carter EP 150	Carter EP 220	Carter EP 320	Carter SH 150	Carter SH 220	Carter SH 320
TRIBOL	1100/150	1100/220	1100/320	-	-	1510/320

TABELLA OLI LUBRIFICANTI: PER L'INDUSTRIA ALIMENTARE

LUBRICANT TABLE: FOR THE FOOD INDUSTRY

Produttore Manufacturer Hersteller	Oli Idrraulici Hydraulic oils Hydrauliköle			Oli per ingranaggi Gear oils Getriebeöle		
	ISO VG 32	ISO VG 46	ISO VG 68	ISO VG 150	ISO VG 220	ISO VG 320
ARAL	Eural Hyd 32	Eural Hyd 46	Eural Hyd 68	Eural Gear 150	Eural Gear 220	-
CASTROL	Optileb HY 32	Optileb HY 46	Optileb HY 68	Optileb GT 150	Optileb GT 220	Optileb GT 320
CHEVRON	Lubricating Oil FM 32	Lubricating Oil FM 46	Lubricating Oil FM 68	-	Lubricating Oil FM 220	-
ENI	Rocol Foodlube Hi-Power 32	Rocol Foodlube Hi-Power 46	Rocol Foodlube Hi-Power 68	Rocol Foodlube Hi-Torque 150	Rocol Foodlube Hi-Torque 220	Rocol Foodlube Hi-Torque 320
FUCHS	Cassida Fluid HF 32	Cassida Fluid HF 46	Cassida Fluid HF 68	Cassida Fluid GL 150	Cassida Fluid GL 220	Cassida Fluid GL 320
KLÜBER	Klüberfood 4 NH1-32	Klüberfood 4 NH1-46	Klüberfood 4 NH1-68	Klüberoil 4 UH1-150N	Klüberoil 4 UH1-220N	Klüberoil 4 UH1-320N
MOBIL	Mobil SHC Cibus 32	Mobil SHC Cibus 46	Mobil SHC Cibus 68	Mobil SHC Cibus 150	Mobil SHC Cibus 220	Mobil SHC Cibus 320
MOBIL	DTE 32	DTE 46	DTE 68	-	-	-
NILS	Mizar 32	Mizar 46	Mizar 68	Ripress Synt Food 150	Ripress Synt Food 220	Ripress Synt Food 320
TEXACO	Cygnus Hydraulic Oil 32	Cygnus Hydraulic Oil 32	Cygnus Hydraulic Oil 32	Cygnus Gear PAO 150	Cygnus Gear PAO 220	-
TRIBOL	Foodproof 1840/32	Foodproof 1840/46	Foodproof 1840/68	-	Foodproof 1810/220	Foodproof 1810/320
SHELL	Tellus S2 M 32	Tellus S2 M 46	Tellus S2 M 68	-	-	-

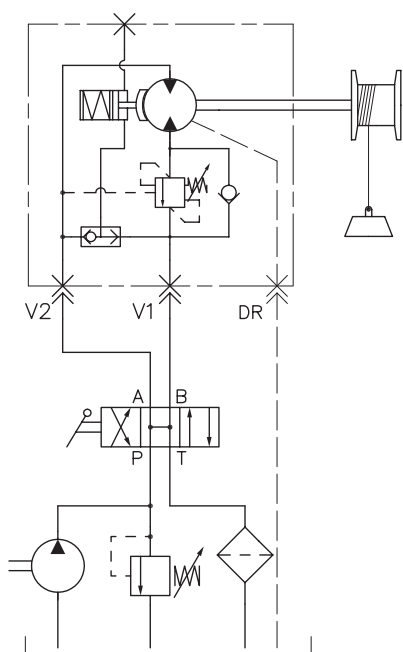


BREVINI[®]

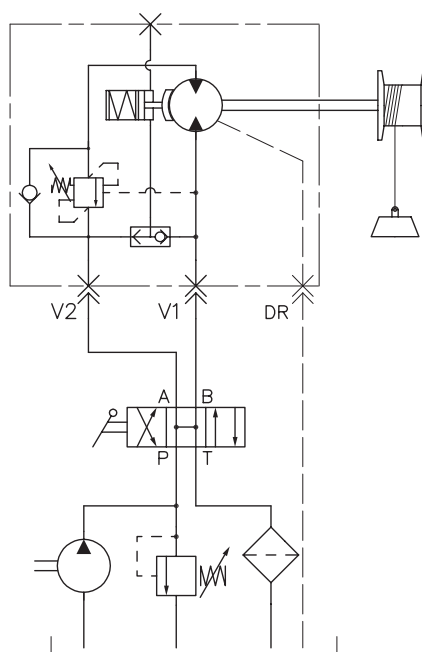
Motion Systems

Schema idraulico consigliato / Recommended hydraulic control system

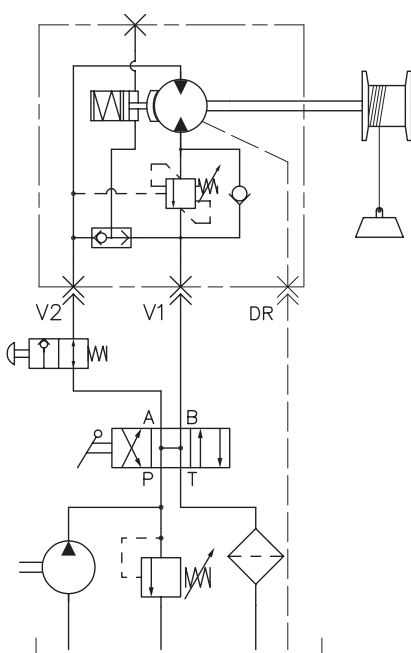
Schema per rotazione oraria 01
Ramo di sollevamento V1
Clockwise rotation 01
Lifting port V1



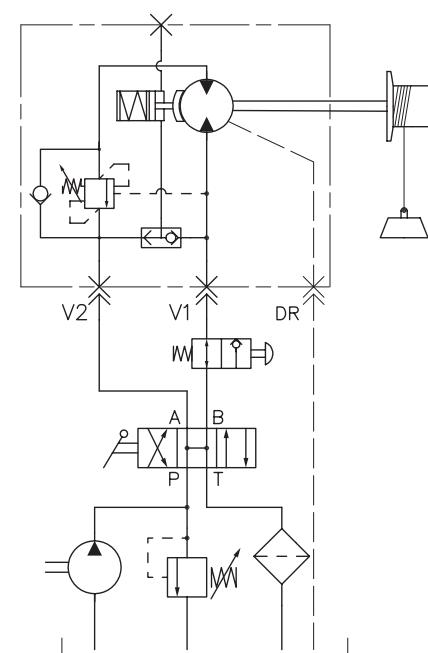
Schema per rotazione antioraria 02
Ramo di sollevamento V2
Anti-Clockwise rotation 02
Lifting port V2



Controllo capacità min. - idraulica 01
Ramo di sollevamento V1
Capacity check min. - hydraulic 01
Lifting port V1

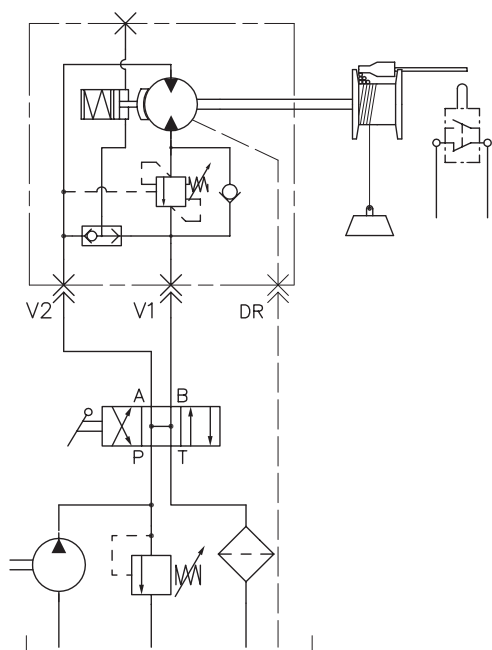


Controllo capacità min. - idraulica 02
Ramo di sollevamento V2
Capacity check min. - hydraulic 02
Lifting port V2

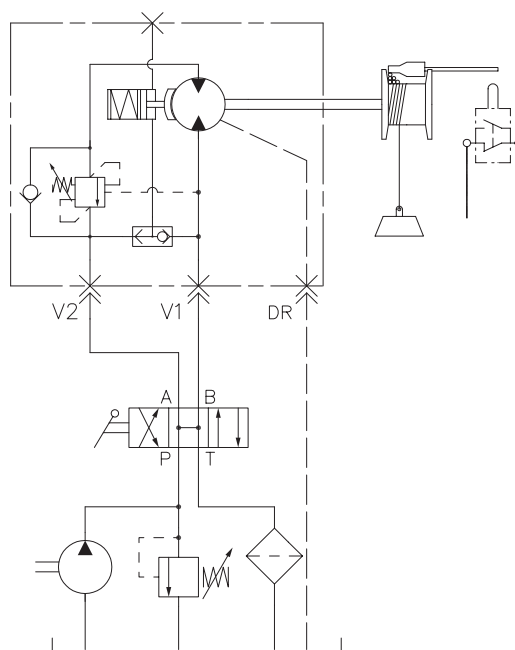


Schema idraulico consigliato / Recommended hydraulic control system

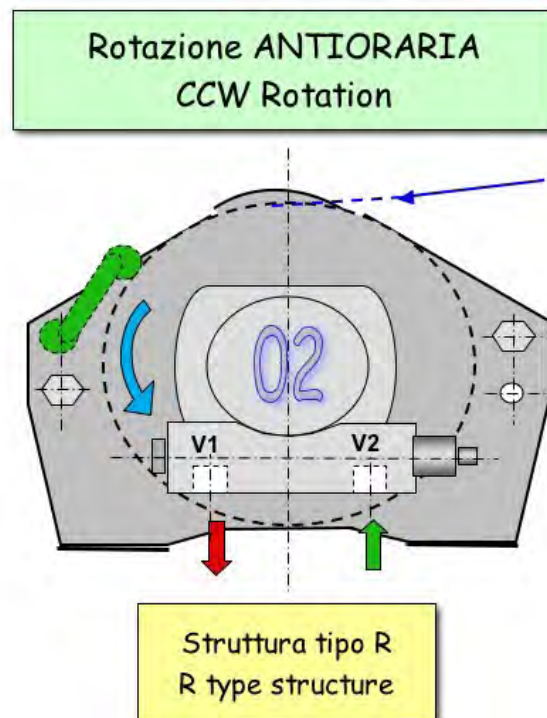
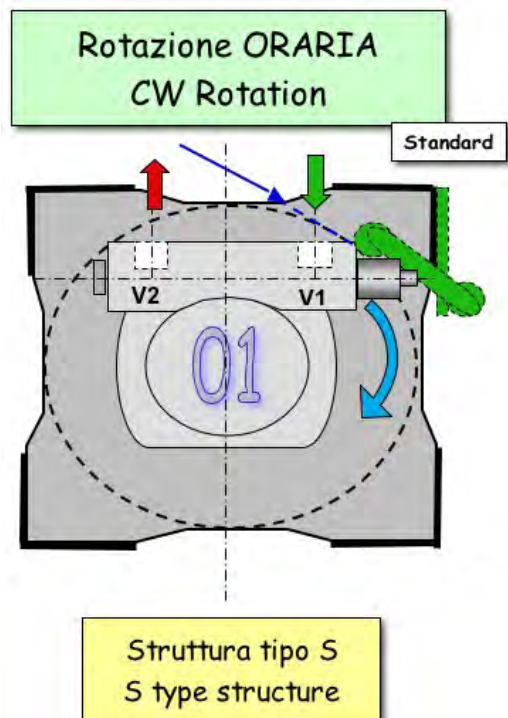
Controllo capacità min.elettrica
Ramo di sollevamento V1
Capacity check min. - electric
Lifting port V1



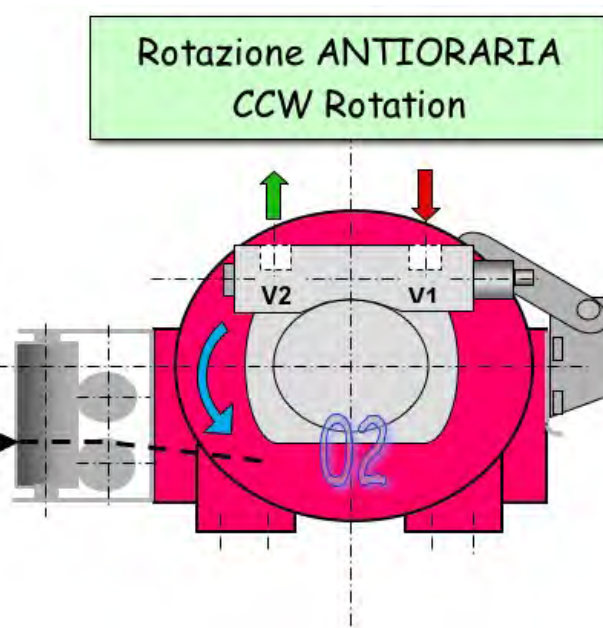
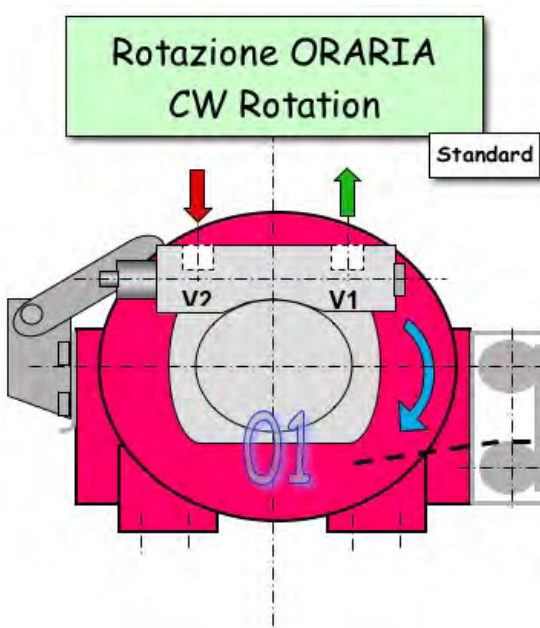
Controllo capacità min.elettrica
Ramo di sollevamento V2
Capacity check min. - electric
Lifting port V2



SENSO DI ROTAZIONE SERIE EGO --- STANDARD 01 ORARIO VISTO DAL LATO MOTORE
SENSE OF ROTATION SERIE EGO -- STANDARD 01 CLOCKWISE FROM MOTOR SIDE VIEW



SENSO DI ROTAZIONE -- STANDARD BREVINI® - 01 ORARIO VISTO DAL LATO MOTORE
SENSE OF ROTATION -- STANDARD BREVINI® - 01 CLOCKWISE FROM MOTOR SIDE VIEW



Verniciatura Painting



Per verniciare correttamente tutte le superfici, il primo strato è applicato prima della fase di montaggio. La finitura avviene ad argano interamente assemblato. Sono disponibili differenti e customizzati cicli di verniciatura.

To paint all surfaces correctly, the first coat is applied to the various parts before the assembling phase. The final coat is applied after the winch has been assembled. Different and customized painting cycles are available

Torre di Prova Testing



Gli argani vengono testati alla fine del processo produttivo. I test standard sono: test funzionale e test del freno fino ad un carico massimo di 17 ton. Ulteriori test e test di endurance sono disponibili se richiesti dal cliente.

Winches are tested after production. Standard tests include: functional test and brake test at maximum load up to 17 ton. Additional tests and endurance test are available if requested by the customer.



Macchina Avvolgi fune Rope Machine

Dana fornisce argani con fune montata. la macchina avvolgi fune garantisce il pre-tensionamento indicato nelle normative fino ad un diametro fune di 22 mm.

Il corretto avvolgimento e la funzionalità del Limit Switch, ove presente, vengono testati durante il montaggio.

Dana provides winches with installed rope. In compliance with regulations, the cable winding machinery ensures the pre-tensioning of cables up to a diameter of 22 mm. Correct cable winding and functioning of the limit switch, if present, are verified during this phase.

CONSIGLI PER L'INSTALLAZIONE

Il fissaggio del motoargano deve avvenire su una superficie di spessore adeguato con buona planarità nelle zone d'appoggio supporti. Utilizzare viterie di qualità e controllare la loro coppia di serraggio

Utilizzare distributori oleodinamici di comando argano aventi le linee V1-V2 a scarico in posizione neutra, per evitare che il freno negativo possa venire accidentalmente aperto ad argano fermata eventuale pressione idraulica residua nelle tubazioni

Impiegare tubazioni di mandata, ritorno e drenaggio con dimensioni interne adeguate alle portate di utilizzo e scarico

Il tubo di drenaggio deve essere sempre collegato direttamente al serbatoio dell'olio idraulico

Rotazione standard di sollevamento oraria ("01") guardando il lato motore. Se è richiesta la rotazione di sollevamento antioraria ("02") è necessario specificarlo all'atto dell'ordine

Gli argani Brevini® Winches sono progettati considerando 4 strati di fune e con 5 spire minimo presenti sempre al primo strato

Eseguire scrupolosamente le indicazioni dei costruttori delle funi e di tutto quanto richiesto dalle vigenti norme di legge

Per circuito idraulico utilizzare olio a base minerale con additivi antiusura tipo HLP (DIN51524) o HM (ISO 6743/4) a viscosità secondo ISO VG46. Filtrazione raccomandata 10µm assoluti oppure β10-75

Per la lubrificazione dei riduttori per argani Brevini® consigliamo olii per ingranaggi additivati EP con grado di viscosità secondo ISO VG150 oppure SAE 80W/90. In caso di grandi variazioni delle temperature ambientali consigliamo olii per ingranaggi additivati EP con grado di viscosità minima 165 o secondo ISO VG150-VG220

È consigliato all'avviamento un funzionamento di circa 5÷10 minuti senza carico per entrambi i sensi di rotazione

Gli argani Brevini® non sono adatti al sollevamento di persone

INSTALLATION ADVICE

The winch support frame must be fixed securely to a good level surface of adequate thickness. Use quality fixing nuts and bolts with correct torque setting

A and B ports of the control valve must be open to tank while the control valve is in neutral position. This prevents any build up of hydraulic pressure which could cause the negative brake to accidentally open

The supply, return and drain tubing must all be of adequate internal dimensions to support the max. working and drainage flow rates

Draining tubing must always flow directly to the oil reservoir

Standard hoisting direction is "01", clockwise. For anti-clockwise, "02", hoisting direction please specify when ordering

The Brevini® winches are designed to hold 4 layers of cable of which 5 windings ever-present on the 1st layer

Carefully follow the cable manufacturers instructions and respect all guidelines and laws ordering

For Hydraulic oil use mineral oils with wear resistant additives, type HLP (DIN51524) or HM (ISO 6743/4) and viscosity according to ISO VG46. Recommended filtration 10µm absolute or β10-75

For the Brevini® motorized winches, use gear oil with E.P. characteristics according to ISO VG150 or SAE 80W/90. For applications exposed to extreme temperature changes, use a synthetic oil with E.P. properties, with minimum viscosity of 165 or the class VG150-VG220

It is recommended to turn the machinery without load for 5÷10 minutes at start-up

The Brevini® winches are not intended to lift people.

Gli argani Brevini® sono disegnati per essere certificati da enti terzi se richiesto dal cliente.

Brevini® winches are designed to be certified by third party bodies if requested by the Customer.



Gli argani Brevini® possono lavorare a temperature comprese tra -10°C e +45°C. In caso di temperature di funzionamento inferiori a -10°C è necessario indicarlo in fase di richiesta della fornitura.

Brevini® winches are suitable for working Temperature between -10°C to +45°C. In case of working temperature lower than -10°C is necessary to indicate it in the request.

Selection Winch Technical Sheet



BREVINI
Motion Systems

Date _____ Salesman _____
Subsidiary _____ Requested lead time for quotation _____

Customer	Customer type [OEM; End User;...]
Contact person	Market Sector
Product to be replaced or new application	<input type="checkbox"/> Machine Type
Winches q.ty / batch	Winches q.ty / year
Requested Lead Time Prototype	Requested Lead Time Series
Target Price Prototype	Target Price Series
Description of the application	

Winch characteristics

Winch type ☐ Lifting ☐ Pulling ☐ Lifting person ☐ Lifting person + cargo ☐
Drum ☐ Smooth ☐ Grooved ☐ Helical left ☐ Helical right ☐ Lebus style left ☐ Lebus style right ☐

Req. Line pull on drum [kg]		Rope diameter [mm]	
At layer		Storage Rope Length[m]	
Req. Speed on drum [m/min]		Working Rope Length[m]	
At layer			

FEM class or Duty cycle available		Certifications	
		Standards	

Ambient temperature [°C] _____ Operating temperature [°C] _____

Exit of the rope

maximum dimension or other limitations

Drawings or indications

Motor power supply

Motor not included into supply ☐ Electric ☐ Hydraulic ☐

Model*	Manufacturer*
Flange type*	Shaft type*

Electric	Hydraulic
Supply Frequency [Hz]	Max pressure available at the motor [bar]
Supply Voltage [V]	Working Pressure [bar]
N. of Poles*	Displacement [cc/rev]* min: _____ max: _____
	Max oil flow available at the motor[l/min]

* Fill up only if the motor is not included into supply

Accessories

Rope**	Included <input type="checkbox"/> Not included <input type="checkbox"/>	Pressure roller**	Included <input type="checkbox"/> Not included <input type="checkbox"/>
Encoder**	Included <input type="checkbox"/> Not included <input type="checkbox"/>	Press. Roller Limit switch	Electric <input type="checkbox"/> Hydr. <input type="checkbox"/>
Roller fairleader**	Included <input type="checkbox"/> Not included <input type="checkbox"/>		Min (empty drum) <input type="checkbox"/> Max (full drum) <input type="checkbox"/>
Rotative Limit switch**	Included <input type="checkbox"/> Not included <input type="checkbox"/>	Mounting position	<input type="checkbox"/> <input type="checkbox"/> <input type="checkbox"/> <input type="checkbox"/>
Auxiliary Brake**	Included <input type="checkbox"/> Not included <input type="checkbox"/>		
Torque limiter**	Included <input type="checkbox"/> Not included <input type="checkbox"/>		
Drum Rev. Counter**	Included <input type="checkbox"/> Not included <input type="checkbox"/>	Painting (Cycle/RAL/gloss)	
Others:	Included <input type="checkbox"/> Not included <input type="checkbox"/>		

** if the customer has special requirements about accessories please add the specification as attachment

Notes/ Other special requests

Attachments Yes ☐ No ☐

Note

Gli accessori non sono disponibili per tutti i modelli di argano di questo catalogo. Chiedere al riferimento commerciale Dana per verifica. Nello strumento di selezione sono indicate le configurazioni possibili.

Per condizioni di lavoro diverse da quelle da catalogo fare riferimento allo strumento di selezione.

I dati nominali, le caratteristiche e le specifiche variano a seconda dell'applicazione e del duty cycle. Contattare il proprio riferimento commerciale Dana.

Ci riserviamo il diritto di modificare le nostre specifiche, configurazioni o dimensioni del prodotto in qualsiasi momento senza preavviso.

Questo catalogo sostituisce i precedenti.

Notes

The accessories are not available for all the winches models stated in this catalog. Ask to your Dana sales reference to verify. Inside the Selection Tool are indicated the feasible configurations.

In case of working conditions different than those stated on the catalog refers to the Selection Tool.

Nominal working condition, features and specifications may vary depending on the application and the duty cycle. Contact your Dana sales reference for application approval.

We reserve the right to change or modify our product specifications, configurations or dimensions at any time without notice.

The present catalogue replaces all previous editions.

[illegible]

This image shows a single sheet of white paper with horizontal ruling lines. The lines are evenly spaced and run across the width of the page. There are no margins, text, or other markings on the paper.

This image shows a single sheet of white paper with horizontal ruling lines. The lines are evenly spaced and run across the width of the page. There are no margins, text, or other markings on the paper.




Motion Systems



Questo catalogo sostituisce i precedenti.



The present catalogue replaces all previous editions.



dana.com/industrial/power-transmission



BREVINI[®]

Motion Systems

Application Policy

Capacity ratings, features, and specifications vary depending upon the model and type of service. Application approvals must be obtained from Dana; contact your representative for application approval. We reserve the right to change or modify our product specifications, configurations, or dimensions at any time without notice.