




SPICER®

Drivetrain Systems

CTU Series

Track Drives

Output torque 110 kNm



Spicer® planetary track drives are designed for self-propelled crawled vehicles for Agricultural, Construction, Material Handling, Mining and Forestry applications. Their strength and compact designs ensure the best performance and efficiency in severe environments and heavy-duty operating conditions.

CTU Series

Spicer® Track Drives with Brevini® axial piston motor

The compact design of the unit allows the power conveyance from Brevini® plug-in axial piston hydraulic motor directly to the operating machine, reducing the overall dimension of the hydrostatic transmission. High radial load capacity bearings, dedicated sealing system and manual disengagement allow the final drive to operate in severe and heavy-duty conditions.



Internal multidisc parking brake, motion control valves and smooth displacement variability given from the Brevini® hydraulic motor are additional benefits that makes Dana as One Partner able to supply complete, reliable and integrated transmission package.

Track Drive CTU31100.1 Technical data

Output Torque	110 kNm
Reduction Ratio range	63 ÷ 229
Max. input speed	3.500 rpm

Hydraulic Motor SH7VR108 Technical data

Max. Pressure	480 bar
Max. Oil flow	400 l/min.
Displacement (min./max.)	(56 / 112,5) cc/rev.
Valves	Double Overcenter with integrated shuttle valve for brake opening and reducing pressure valve to preserve the internal multidisc brake.



Spicer® Track Drive range

The Spicer® Track Drives range is characterized by 13 sizes with one, two and three planetary stages and different output torque up to 110 kNm. A wide range of ratios available, in combination with hydraulic or electric motors, assures the best fit performances and efficiencies in a compact design solution

Main features

- Internal multidisc parking brake
- Manual disengagement device for towing
- High radial and axial load capacity bearings
- Cartridge hydraulic motors for compact layouts
- Motion control valves with different options available
- Bevel gear unit at the input for electric motor and/or cardan shaft connection available
- Special sealing system designed for severe environmental conditions
- Hub and spindle made of high strength material

dana.com/brevini

Application Policy

Capacity ratings, features, and specifications vary depending upon the model and type of service. Application approvals must be obtained from Dana; contact your representative for application approval. We reserve the right to change or modify our product specifications, configurations, or dimensions at any time without notice.



SPICER®

Drivetrain Systems