




**SPICER®**  
*Drivetrain Systems*

# Planetary Drive Technologies Wheel and Track Drive Solutions







# Wheel and Track Drives with a Planetary Gear Design

An ideal solution for many mobile applications, the unique Spicer planetary design offers several advantages. Plus, we can supply a full package of hydraulic motor and motion control valves to meet specific customer requirements.

## Wheel Drive Technologies

Spicer wheel drives are used across a wide range of vehicles, including agricultural machines, self-propelled working platforms, forklifts, and heavy-duty wheeled vehicles. Our advanced design combines the high-speed hydraulic motor with the planetary gear unit to produce a more economical package versus using a large low speed motor on its own.

### Main Features

Integrated Brevini® hydraulic motors for compact dimensions

Suitable for hydraulic and electric motors on demand

Integrated dynamic brake system

Improved heat dissipation

Internal multidisc parking brake

Manual disengagement device for towing

High radial and axial load capacity bearings

Studs and nuts available in metric and imperial dimensions

Suitable for low-temperature working conditions

RF



RFD



RX



CWD




Model	Maximum Output Torque (kNm)	Reduction Ratio Range
RF46	7,5	8,33* – 42
RF66	10	11 – 42
RFD159	22	12 – 36
RFD255	38	19 – 51
RFD280	45	18 – 51

\* Single stage

Model	Maximum Output Torque (kNm)	Reduction Ratio Range
RX21-10	5	14 – 29
RX21-12	5,5	13 – 29
CWD2150.1-HD	10	13 – 49
CWD2150H	18	19 – 42
CWD3150L	18	76 – 112





## Track Drive Technologies

Spicer® track drive units are used in tracked vehicles across many industries, including mining and construction.

Single-, double- and three-stage designs and a wide range of reduction ratios provide an optimal fit for different needs.

### Main Features

Integrated Brevini® hydraulic motors for compact dimensions

Suitable for hydraulic and electric motors on demand

Internal multidisc parking brake

Manual disengagement device for towing

High radial and axial load capacity bearings

Suitable for low temperatures

Sealing system optimized for the most severe working conditions

### CTM Single Stage



Model	Maximum Output Torque (kNm)	Reduction Gear Ratio
CTM1009	1,1	5
CTM1016	1,3	6,09
CTM1022	2,2	6,09

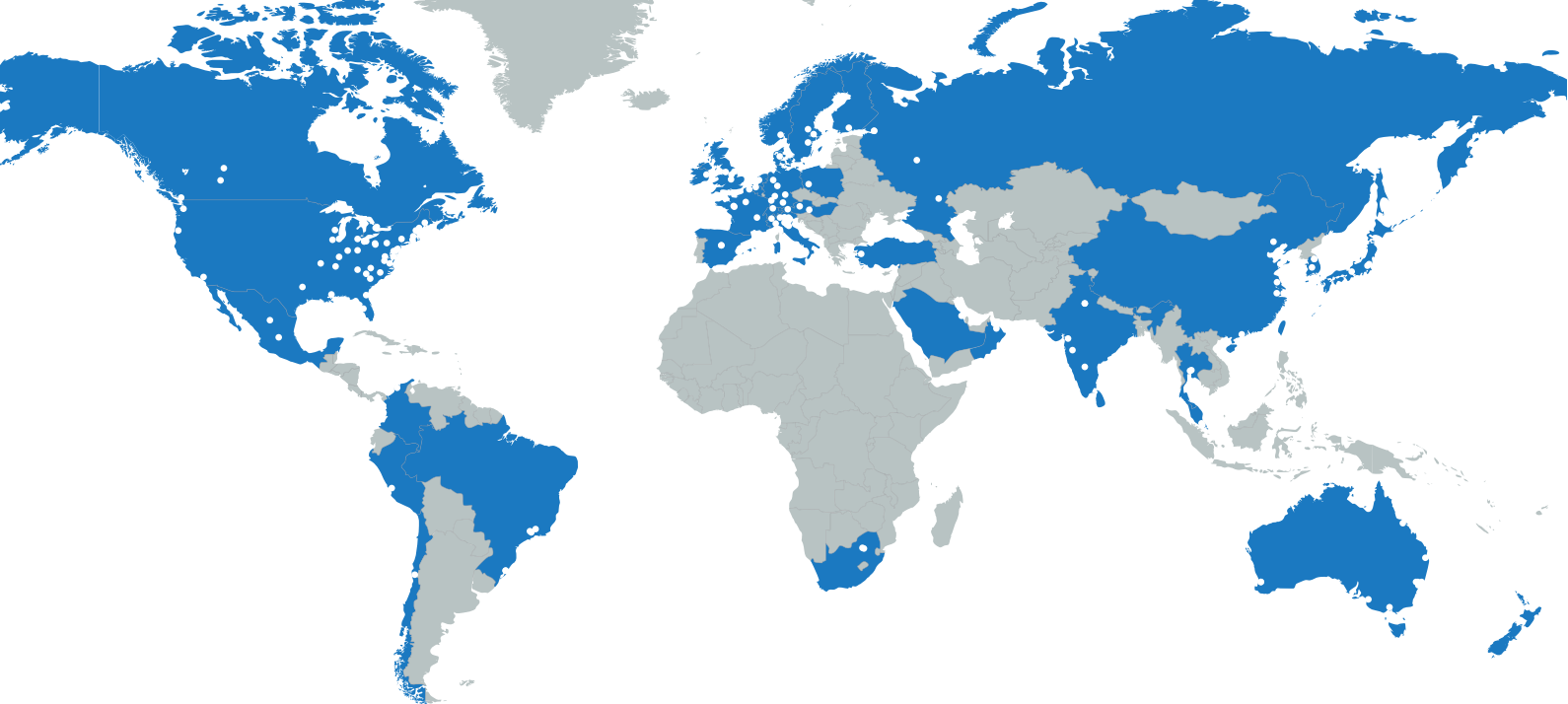
### CTD Two- Stage



### CTL Three- Stage



Model	Maximum Output Torque (kNm)	Reduction Gear Ratio
CTD1020	2,2	6
CTD2050	5,5	16 – 53
CTD2100.1	10	15 – 49
CTU3150.1	18	65-141
CTU3200.1	25	61-130
CTU3300.1	35	42-130
CTU3500.1	45	87-169
CTU3700.1	70	54-190
CTU3850.1	85	63-229
CTU31100.1	110	63-229



# Technologies Customized to Every Part of the Globe

With a global presence in 33 countries, Dana Incorporated boasts more than 100 engineering, manufacturing, and distribution facilities. With a worldwide network of service centers and subsidiaries, each customer is assured of the local proximity and responsiveness they need.

## About Dana Incorporated

Dana is an integral partner for virtually every major vehicle and engine manufacturer worldwide. We are a leading supplier of drivetrain, sealing, and thermal technologies to the global automotive, commercial-vehicle, and off-highway markets. Founded in 1904, we employ thousands of people across six continents.



## About Dana Off-Highway Drive and Motion Technologies

Dana delivers fully optimized Spicer drivetrain systems and individual product solutions to customers in construction, agriculture, material-handling, underground-mining, and forestry markets, plus Brevini motion systems for machine working functions. We bring our global expertise to the local level with technologies customized to individual requirements through a network of strategically located technology centers, manufacturing locations, and distribution facilities.

Learn more about Dana's wheel and track planetary drive solutions at [dana.com/offhighway](http://dana.com/offhighway).

[dana.com/oh/contact](http://dana.com/oh/contact)



**SPICER®**

*Drivetrain Products*

### Application Policy

Capacity ratings, features, and specifications vary depending upon the model and type of service. Application approvals must be obtained from Dana; contact your representative for application approval. We reserve the right to change or modify our product specifications, configurations, or dimensions at any time without notice.